



Federal Office  
for Migration  
and Refugees

**REPORTS ON MIGRATION AND INTEGRATION – SERIES 1**

# Migration Monitoring: Educational and Labour Migration to Germany

Annual Report 2018

Johannes Graf



Forschung



**Research Centre**  
Migration, Integration and Asylum

# Contents

<b>Preface</b>	3
<b>Summary</b>	4
<b>1. Introduction and Database</b>	8
<b>2. Relevant Legal and Political Developments in the Year under Review</b>	10
<b>3. Issuance of Residence Titles</b>	12
3.1 Residence Permits in the Context of Educational Migration	15
3.2 Residence Permits in the Context of Labour Migration	18
3.2.1 Skilled Labour	23
3.2.2 Employment without Qualification Requirements	24
3.3 Settlement Permits in the Context of Labour Migration	25
<b>4. Change of Status in the Context of Education and Employment</b>	27
4.1 Change of Status from Education to Gainful Employment	28
4.2 Change of Status from Job Seeking to Gainful Employment	29
4.3 Change of Status to an EU Blue Card	30
4.4 Change of Status from Education or Employment to Other Residence Titles	30
<b>5. Third country Nationals Resident in Germany in the Context of Educational and Labour Migration</b>	33
5.1 Educational Migration	33
5.2 Labour Migration	34
5.2.1 Skilled Labour	36
5.2.2 Employment without Qualification Requirements	37
<b>6. Third country Nationals on the German Labour Market</b>	38
<b>Annex:</b>	
<b>Issuance of Residence Titles by Federal States</b>	40

# Preface

The Research Centre at the Federal Office for Migration and Refugees has been publishing Migration Monitoring since 2012, presenting information on the residence of third country nationals in Germany for the purposes of education, training and employment. The present 2018 annual report involves a number of changes, which we would like to outline here.

Firstly, the Migration Monitoring now forms part of a new series of publications by the Research Centre at the Federal Office for Migration and Refugees entitled “Reports on Migration and Integration”. The Migration Monitoring, the Freedom of Movement Monitoring and the analyses relating to the social structure of asylum applicants (so-called “Social Component Data”) will appear in this series in future. These publications intend to provide ongoing information on key aspects of migration in Germany at semi-annual intervals.

Secondly, the Migration Monitoring itself has been re-structured. The core of the report remains unaltered: the issuance of residence titles for the purpose of education, training and gainful employment in Germany to third country nationals by reference to data from the Central Register of Foreigners (CRF). The following changes apply in comparison to previous reports:

- The former Chapter 1 - “Immigration” - presenting the overall immigration and emigration of foreign nationals by reference to the CRF, is no longer included. This is primarily due to the fact that the presented figures followed a different analytical logic to the remainder of the report’s contents (migration as opposed to issuance of residence titles). Instead, Chapters 1 and 3 now illustrate in greater detail the differences between the Migration Monitoring and other relevant publications by BAMF which examine migratory movements.
- Chapter 2 - “Relevant legal and political developments in the year under review” - is new. It provides a context for the Migration Monitoring figures and additionally serves to highlight how the conditions relating educational and labour migration have changed.
- Another new aspect concerns age and gender of migrants who were issued residence titles regarding educational and labour migration in 2018, as well as those who have been resident in Germany with the corresponding titles at the end of 2018. This supplements the previous analysis dimension “nationality”. In addition to the previously included annex presenting issuance figures for the German federal states, Chapter 3 also touches on the significance of these types of migration in the respective regions.
- In the area of labour migration, which was the subject of much discussion in the year under report - especially in connection with the Skilled Labour Immigration Act - a new differentiation is applied between skilled personnel and immigrants in employment which does not require qualifications (Chapters 3 and 5). This intends to establish closer links between the Migration Monitoring and the prevailing political and public debate.
- Finally, Chapter 6, which is also new, considers labour migration (in the form of resident holders of relevant residence titles) in the context of the German labour market as a whole, specifically with regard to employed third country nationals. The latter comprise not only persons who have come to Germany with a relevant title but also numerous other migrants who originally had other motives for migrating here and have since entered into employment.

# Summary

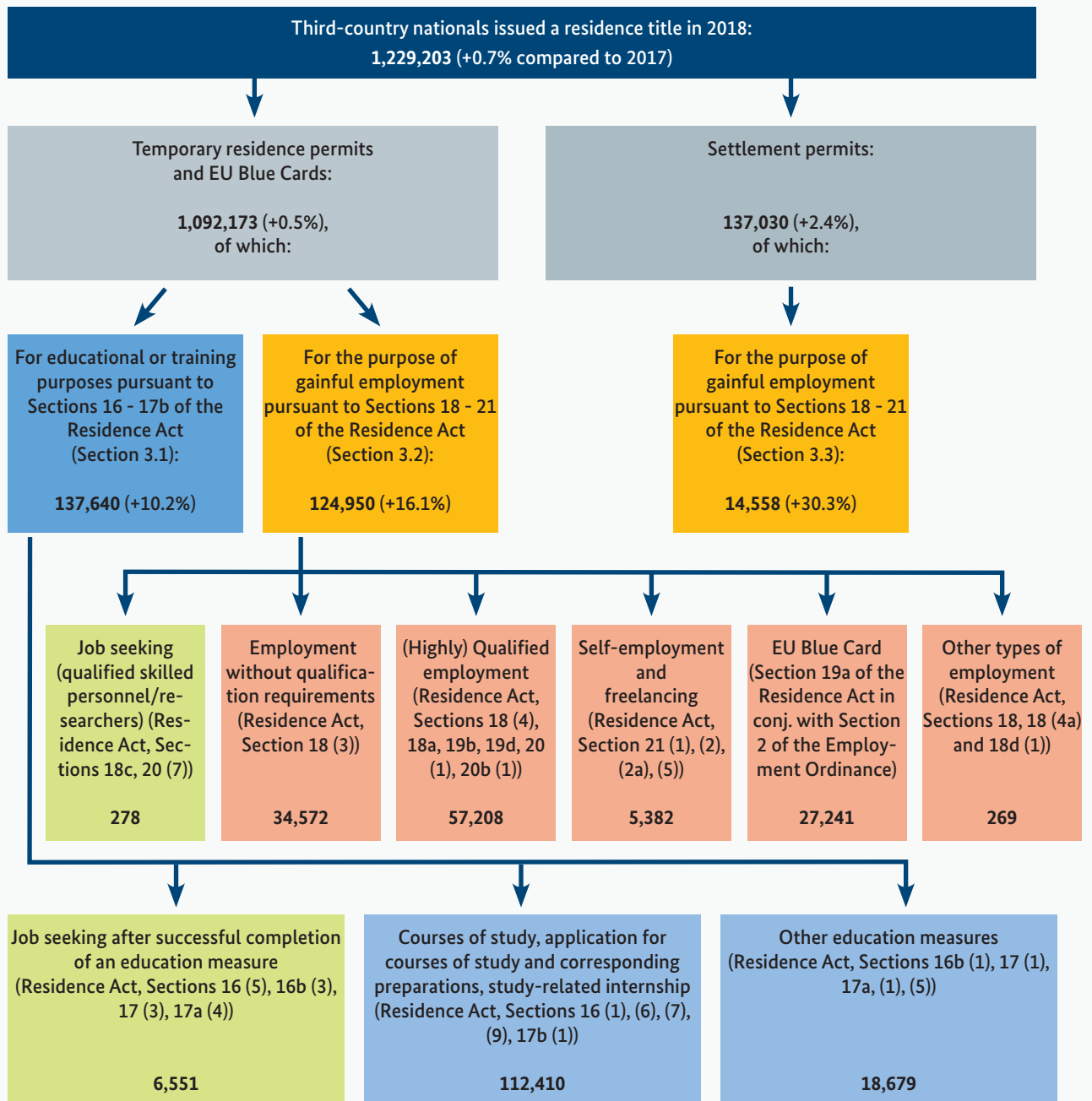
## KEY TRENDS

- While 2018 witnessed only a slight rise in the number of residence titles issued to third country nationals as a whole in comparison to the previous year, there was a marked increase in the number of residence titles issued for the purposes of education and employment. An increased number of residence titles were issued for taking up academic training as well as for employment with and without qualification requirements.
- The vast majority of titles were issued to persons who had entered Germany prior to the period under review. At the same time, the number of educational and labour migrants resident in Germany also grew substantially last year.
- China remains the leading country for educational migration in quantitative terms, while India heads the rankings with regard to labour migration.

## RELEVANT LEGAL AND POLITICAL DEVELOPMENTS IN THE YEAR UNDER REVIEW – CHAPTER 2

- The adoption of the “Skilled Labour Immigration Act” by both houses of the German parliament in June 2019 paves the way for a further liberalisation of Germany’s immigration policy.
- While the fundamental system underlying Germany’s prevailing residence law remains unchanged, the act intendeds to simplify the migration of skilled personnel from third countries. In future, persons with offers of work who hold recognised vocational qualifications or academic degrees are to be generally entitled to migrate to Germany regardless of their field of employment. Migration for the purposes of seeking employment or trainee positions is also to become possible under specific conditions.
- At the time of drawing up this report, the new provisions were scheduled to enter into force in March 2020.

## ISSUANCE OF RESIDENCE TITLES – CHAPTER 3



- In 2018 137,640 educational and 139,508 labour migrants (= third country nationals with residence titles relating directly to an educational or training measure or (the search for) employment) received a corresponding residence title. This represents 22.5% of all persons who received a residence title in 2018.
- 6,829 of these persons received a residence title for the purpose of job seeking. Furthermore 104,389 persons were registered as skilled personnel in gainful employment (see Section 3.2.1 for definition), corresponding to a share of 74.8% of all persons issued with titles in the context of labour migration.
- Of all persons who received a residence title for education or employment purposes in 2018, 33.6% entered Germany in the same year. This means that a clear majority was previously resident in Germany (i.e. issue of initial title in the year following the actual immigration, changes of status, extensions).

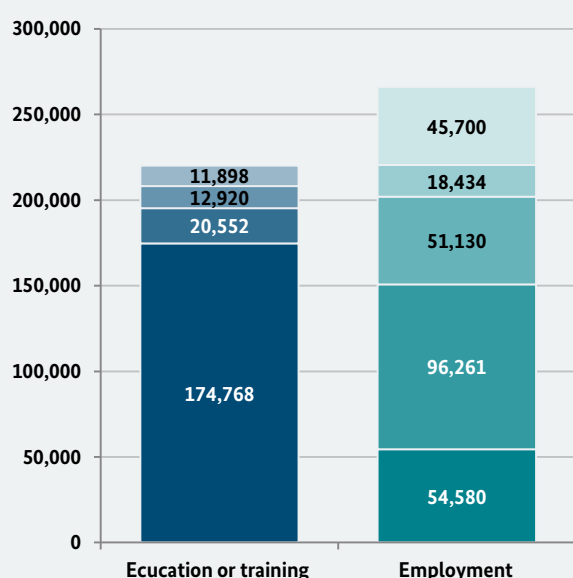
## CHANGE OF STATUS IN THE CONTEXT OF EDUCATION AND EMPLOYMENT – CHAPTER 4

- The largest share of changes of status in the context of educational and labour migration took place within the titles relating to labour migration (21,100 persons), from residence permits for educational or training purposes to titles relating to employment (14,953), and within the titles pertaining to educational migration (10,047).
- Taking-up employment following a course of study in Germany (incl. residence for job-seeking purposes after completed studies) and changes both from education measures and existing employment to an EU Blue Card play a major role here. As such, the focus of changes of status is on transitions to (highly) qualified employment.

## THIRD COUNTRY NATIONALS RESIDENT IN GERMANY IN THE CONTEXT OF EDUCATIONAL AND LABOUR MIGRATION – CHAPTER 5

The figure shows the number of third country nationals resident in Germany with residence titles in the context of educational or labour migration according to the CRF on 31 December 2018:

- 220,138 persons were registered in the CRF with titles for educational or training purposes (pursuant to Sections 16 - 17b of the Residence Act), representing a rise of 9.2% compared to the corresponding date in the previous year. The most common countries of origin of resident educational migrants were China, India and the USA. Around half of these persons were under 26 years of age, with a female share of 45.0%.



- 266,105 persons were resident in Germany for the purpose of gainful employment (pursuant to Sections 18 - 21 of the Residence Act). This represents an increase of 22.7% in this figure since December 2017. Skilled personnel in gainful employment made up a share of 78.3% of all persons resident in the context of labour migration. The main countries of origin of resident labour migrants were India, China as well as Bosnia and Herzegovina. This group is substantially older than the educational migrants (10.5% aged under 26) and also has a lower share of women, at 31.7%.

### Education or training:

Courses of study and preparations (Residence Act, Sections 16 (1), (6), (9))

Vocational training (Residence Act, Section 17 (1))

Language courses, school attendance (Residence Act, Section 16b (1))

Other residence permits

### Employment:

Employment without qualification requirements (Residence Act, Section 18 (3))

Qualified Employment (Residence Act, Section 18 (3))

EU Blue Card (Section 19a of the Residence Act in conj. with Section 2 of the Employment Ordinance)

Other residence permits

Settlement permits

## THIRD COUNTRY NATIONALS ON THE GERMAN LABOUR MARKET – CHAPTER 6

- The CFR only allows conclusions regarding the participation in the German labour market of resident persons who hold a residence title in the area of labour migration. Statistics by the Federal Labour Office show a substantially higher total number of third country nationals in employment and subject to social insurance contributions in September 2018 (1,809,839 persons).
- Almost one third of these persons (29.9%) are of Turkish nationality, while the eight leading countries of origin for asylum applicants make up a further 15.8%.
- In total, the number of third country nationals in gainful employment was 12.3% up on the previous year.
- As such, the residence titles issued in the area of educational and labour migration provide only an incomplete picture of the significance of third country nationals to the German labour market. This is attributable to the fact that immigrants who hold or originally held other residence titles, e.g. from the humanitarian field, also have access to employment.

# 1. Introduction and Database

As part of its series “Reports on Migration and Integration”, the report “Migration Monitoring” published by the Research Centre at the Federal Office for Migration and Refugees focuses specifically on immigration for the purposes of education and employment. The aim of the report is to obtain information for the purposes of managing immigration and to provide qualified advice in the field of political decision-making. The Migration Monitoring also supports people working in the fields of science and journalism and serves to inform the public.

To this end, the monitoring draws on statistical analyses from the Central Register of Foreigners (CRF), which are based on the residence titles issued by the foreigners’ authorities. For EU nationals, who do not require a residence title as they enjoy freedom of movement within the EU, it is not possible to differentiate between reasons for residence. In the case of third country nationals, however, an analysis of immigration according to purposes of residence is possible. The local foreigners’ authorities enter the issued residence titles (residence and settlement permits, EU Blue Cards and ICT Cards<sup>1</sup>) in the CRF. In addition to the residence titles issued for educational and employment purposes, which are central to this report, the registered titles also include such for family reasons or on humanitarian grounds. This sub-division is possible based on the respective paragraphs of the German Residence Act, which regulates the stated four groups in individual sections.<sup>2</sup>

Third country nationals who wish to work in Germany are not explicitly required to hold a residence title for employment purposes, however. Unrestricted access to the labour market also applies to family members immigrating to Germany for the purposes of family reunion, and most residence titles issued under international law or on humanitarian or political grounds also entitle the holder to pursue employment. The same also applies to migration for educational or training purposes, such as to take up a course of studies. As such, the Migration Monitoring does not assess the full employment potential of third country nationals or their participation in the education system, but rather focuses on persons whom the CRF indicates to have entered Germany or to be resident here for the purposes of education or employment.

As substantial labour resources also result from the migration of EU nationals (according to the CRF, about 90% of EU nationals migrating to Germany in 2018 were in the working age group from 16 to 64), a further report from the Research Centre, entitled “Freedom of Movement Monitoring: Migration of EU Nationals to Germany” is appearing in parallel with the Migration Monitoring. The stated report presents all the CRF figures on immigration and emigration and the residence of EU nationals in the same reporting period.

As this report is concerned solely with longer-term residence titles (i.e. without visas) pursuant to the German Residence Act, it does not consider EU nationals, nor any of their family members who are not EU nationals (these receive (permanent) residence cards under the Freedom of Movement Act), nor third country nationals who are resident in Germany by virtue of suspension of removal. The statistics further exclude persons who, following entry into Germany, are still awaiting issuance of a residence title or are currently passing through the asylum procedure with permission to remain pending the asylum decision.<sup>3</sup>

In the absence of any explicit statement to the contrary, the presented data is based solely on personal statistics. Wherever a third country national received several residence titles within the reporting period, only the most recently issued residence title was considered in the analysis of the data from the CRF. This avoids any individual being included more than once in the issuance statistics.

The figures in this report furthermore include a three-month follow-on period up to 31 March 2019. As such, residence titles, which were issued in the period from 1 January 2018 to 31 December 2018 but not entered in the CRF until the first quarter of 2019, are also considered in the report. This enhances the validity of the data, as longer processing times at the foreigners’ authorities receive due consideration.

As a result of this approach, the presented figures differ from those published in the federal government’s “Migration Report” or the BAMF publication “Bundesamt in Zahlen”. While the Migration Monitoring emphasises the **period of issue** (i.e. only residence titles issued in the

<sup>1</sup> For the purposes of the following report, both EU Blue Cards and ICT Cards are included under the term ‘residence permit’.

<sup>2</sup> Residence titles, which do not fit into these categories, are referred to as ‘special residence rights’. These include settlement permits pursuant to Section 9 of the Residence Act, for example.

<sup>3</sup> For further information on these groups, see the BAMF publication “Das Bundesamt in Zahlen”, for example, or the federal government’s “Migration Report”.



reporting period are considered) the two stated publications focus first and foremost on the **period of immigration** (i.e. all persons who entered Germany in the reporting period are presented), irrespective of whether they were issued a residence title in the year concerned. Discrepancies between these analytical approaches arise, for example, from the fact that regular visas for third country nationals are valid for three months. Because of this, persons who enter the country towards the end of a reporting year only apply for their residence title in the first months of the following year. The asylum procedure can also take some time, as a result of which the year of entry and the year of issuance may differ. While the Migration Report and “Das Bundesamt in Zahlen” include these persons in the year in which they enter Germany, they do not appear in the Migration Monitoring until the following reporting year. Consequently, the number of persons entering the country and receiving a residence title in the reporting year (Chapter 3 of the Migration Monitoring) is inherently lower than the number of immigrating persons stated in the Migration Report or “Das Bundesamt in Zahlen”.

The migration figures based on the CRF furthermore differ from the case-related immigration and departure statistics published by the Federal Statistical Office based on the figures for registrations and notices of departure. The CRF data relate to individuals, and persons included in these data are furthermore only registered when they are not only temporarily present in the federal territory (Central Register of Foreigners Act, Section 2 (1)) but are resident for longer than 90 days, or when other grounds exist for storing their data (Central Register of Foreigners Act, Section 2 (2) and (3)).

The following report begins with an overview of relevant political and legal changes in the area of migration for education and employment purposes (Chapter 2). This is followed by a presentation of all residence titles issued to third country nationals in 2018 (Chapter 3), with differentiation possible according to the year of entry and purposes of residence as well as by nationality, age and gender of the persons concerned. Chapter 4 examines changes of status in detail, i.e. persons who already held a residence title and switched to a different title in the reporting period. Following an overview of the third country nationals resident in Germany for the purpose of education or employment at the end of the reporting period (Chapter 5), this publication closes with a look at the situation of all third country nationals on the German labour market by reference to data from the Federal Labour Office (Chapter 6).

## 2. Relevant Legal and Political Developments in the Year under Review

In the period under report, there were no amendments to the Residence Act with regard to migration for the purposes of employment and education relevant to this report. However, on 19 December 2018 the federal cabinet adopted a draft “Skilled Labour Immigration Act” as part of the federal government’s strategy on skilled labour.<sup>4</sup> The bill passed the Bundestag in slightly amended form on 7 July 2019 and was ratified by the Bundesrat on 28 August 2019. The new provisions resulting from the act are expected to be introduced at the beginning of 2020.<sup>5</sup>

Rather than specifically establishing an immigration code (cf. SVR 2017)<sup>6</sup>, the new act reforms immigration for employment purposes via amendments first and foremost to the Residence Act and the Employment Ordinance. The most important change here is the abolition of the priority check for immigrants with a recognised occupational qualification. This means that for the purposes of concluding an employment contract in Germany - which continues to constitute a key prerequisite for immigration - it is no longer necessary for the Federal Labour Office to check whether an open position cannot be filled by Germans or other EU citizens of equal status. However, the priority check may be re-introduced at short notice by decree for certain occupations or regions. At the same time, the priority for or restriction to understaffed professions for persons with non-academic qualifications also ceases to apply. Specialists within the IT sector are even able to immigrate without professional qualifications, if they have adequate professional experience of at least three years and an employment contract with a minimum wage of 4,020 euros gross per month. Persons aged over 45 however, are required to furnish proof of a minimum wage or adequate provision for old age.

In addition to these measures to facilitate immigration for persons who already have an employment contract, persons with occupational qualifications are also offered the possibility of coming to Germany for a limited period to seek employment. This was previously only possible for graduates (previous Section 18c of the Residence Act). Prerequisites here are a knowledge of German and the foreigner’s ability to support themselves, as there is no entitlement to social benefits. The Federal Ministry of Labour and Social Affairs is additionally able to exclude individual occupations from these provisions. The provisions are initially limited to a period of five years.

While the act does provide means for foreigners to immigrate to Germany without occupational qualifications in order to seek a trainee position, these additionally entail major hurdles, e.g. due to the required school-leaving qualifications. Age under 25, secure subsistence, good knowledge of German and a school-leaving certificate from a German school abroad or a school-leaving qualification entitling the holder to take up further education in Germany or their native country are prerequisites here. In addition, admission to a trainee position remains subject to the priority check. In contrast, the granting of residence status for a qualification measure, which serves to obtain recognition for an existing foreign occupational qualification, is facilitated.

Further simplifications to procedures and administrative aspects, for example by pooling responsibilities at at least one central foreigners’ authority for each federal state, constitute a central element of the federal government’s strategy on skilled labour. Supporting measures, such as advertising campaigns in cooperation with the business sector, the faster recognition of foreign academic qualifications and the increased promotion of German language skills particularly abroad also intend to facilitate the implementation of the strategy.

The Skilled Labour Immigration Act also alters the legal situation of students from third countries. In contrast to the current provisions, the act does not stipulate any required level of language proficiency as a condition for the issuance of residence permits for study purposes; rather, it requires confirmation of whether the foreigner possesses language proficiency as necessary for the specific course of study concerned. At present, such a requirement only applies

4 BMI - Federal Ministry of the Interior (2018): Fachkräfteeinwanderungsgesetz, 19/12/2018. Online: <https://www.bmi.bund.de/SharedDocs/gesetzgebungsverfahren/DE/fachkraefteeinwanderungsgesetz.html> (21/5/2019).

5 The following content of this chapter also appears in a slightly different version in the 2018 Annual Report on Migration and Asylum (EMN/ BAMF – European Migration Network/Federal Office for Migration and Refugees (2019): Politikbericht 2018 der deutschen nationalen Kontaktstelle für das Europäische Migrationsnetzwerk (EMN). Nuremberg) in Chapter 3.1.2.

6 SVR - The Expert Council of German Foundations on Integration and Migration (2017): Neuordnung der Einwanderungspolitik. Ein Einwanderungsgesetzbuch für Deutschland, position paper. Berlin.

where the higher education institution has not already examined such proficiency in the course of admission. According to the stated reasoning behind the act, in most cases this corresponds at least to level B2 proficiency in German. It is also intended to simplify and clarify the options for changing to other residence titles.<sup>7</sup>

If the Skilled Labour Immigration Act is implemented as planned, it will be possible to present initial effects in 2020 annual report of the Migration Monitoring.

---

7 German Federal Government (2018): Kabinett beschließt Fachkräfteeinwanderungsgesetz, press release, 19/12/2018. Online: <https://www.bundesregierung.de/breg-de/suche/mehr-fachkraefte-fuer-deutschland-1563122> (21/5/2019); Bundesrat (2019): Bundesrat kompakt – TOP 12, 28/6/2019. Online: <https://www.bundesrat.de/DE/plennum/bundesrat-kompakt/19/979/979-pk.html?nn=4732016#top-12> (1/7/2019).

### 3. Issuance of Residence Titles

#### Note on the applied methodology:

The Migration Monitoring considers the issuance of residence titles to third-country nationals within the period under review. To this end, data from the CRF for 2018 as a whole were evaluated as per the date of retrieval on 1 April 2019. This three-month follow-on period enables the inclusion of residence titles which were issued in 2018 but not entered in the CRF until the first quarter of 2019. Third-country nationals who entered Germany in 2018 but did not receive their title until the first quarter of 2019 are not included and will not be taken into consideration until the following reporting year. In the BAMF publication “Das Bundesamt in Zahlen” and the federal

government’s Migration Report, however, the focus is on the act of immigration itself, in view of which the cases stated above are also included in the reporting year (in which their immigration took place). Because of this discrepancy regarding the purview of the respective reports, the figures stated in the Migration Monitoring for titles issued in the reporting year with an entry in the same year are inherently lower than the immigration figures stated for the given reporting year in the Migration Report and “Bundesamt in Zahlen”.

The focus of this chapter is on the number of third country nationals who were issued a temporary residence title in form of a residence permit (incl. EU Blue Card) or a permanent residence title in form of a settlement permit (incl. EU long-term residence permit pursuant to Section 9a of the Residence Act) in Germany in 2018.

In order to ensure that no one is included in the statistics more than once, in the case of persons who received several

residence titles in the period from January to December 2018 (e.g. as a result of switching from one residence title to another), only the last residence title to be issued is taken into consideration. Separate statistics relating to selected forms of change of status are presented in Chapter 4 below. This chapter also differentiates according to whether the persons concerned entered Germany in the reporting period or were already resident in the country (entry in 2018/entry before 2018).

**Table 1: Third country nationals issued a residence or settlement permit in 2018, by purpose of residence and year of entry**

	Titles issued in 2018	Change comp. to previous year	Titles issued in 2018 following ...	
			entry in 2018	entry before 2018
<b>Residence permits</b>	<b>1,092,173</b>	<b>+4,960 (0.5%)</b>	<b>219,361</b>	<b>872,812</b>
Education and Training	137,640	+12,760 (10.2%)	45,620	92,020
Gainful employment	124,950	+17,308 (16.1%)	47,589	77,361
Under international law or on humanitarian or political grounds	423,422	-50,754 (10.7%)	24,180	399,242
Family reasons	380,404	+24,252 (6.8%)	95,207	285,197
Special residence rights	25,757	+1,394 (5.7%)	6,765	18,992
<b>Settlement permits</b>	<b>137,030</b>	<b>+3,152 (2.4%)</b>	<b>1,269</b>	<b>135,761</b>
Gainful employment	14,558	+3,389 (30.3%)	38	14,520
Under international law or on humanitarian or political grounds	24,934	+873 (3.6%)	647	24,287
Family reasons	65,609	-2,221 (3.3%)	327	65,282
Special residence rights	31,929	+1,111 (3.6%)	257	31,672
<b>Total</b>	<b>1,229,203</b>	<b>+8,112 (0.7%)</b>	<b>220,630</b>	<b>1,008,573</b>

Source: Central Register of Foreigners

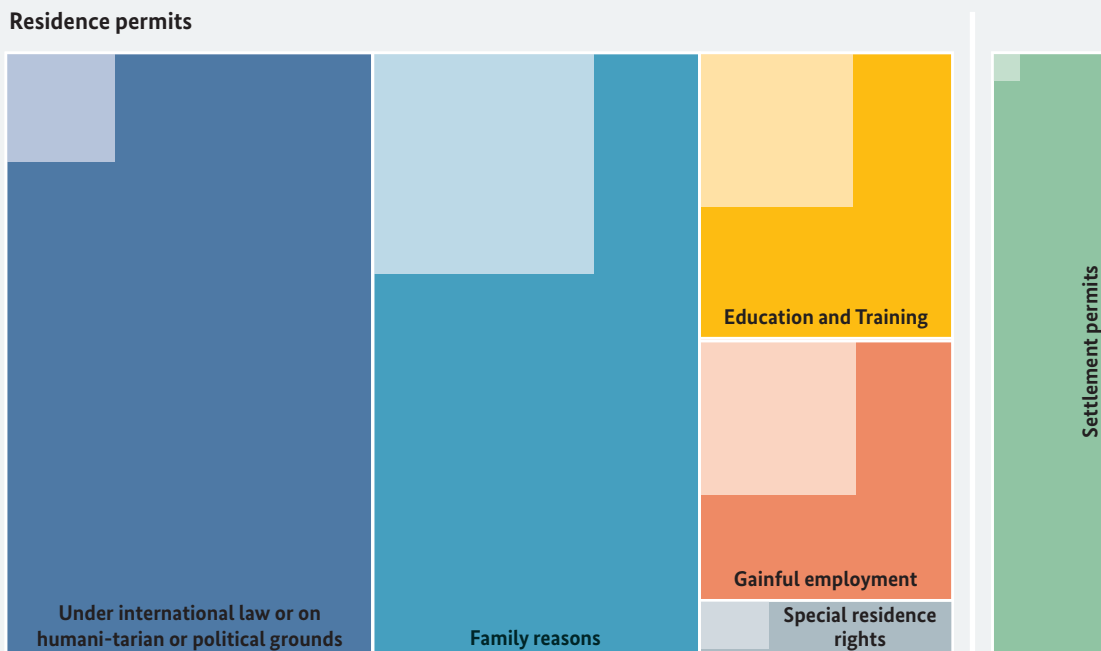
In 2018 as a whole, residence permits were issued to 1,092,173 (2017: 1,087,213 persons) and settlement permits to 137,030 third country nationals (2017: 133,878 persons) (Table 1). Of this total of 1,229,203 persons who were issued a residence title in 2018, 82.1% were already resident in Germany before the beginning of 2018 and 17.9% entered the country in 2018. This means that the majority of those who received a residence title in 2018 were either persons who had already held a residence title previously and changed their title in 2018 (referred to below as 'change of status') or extended their existing title, or persons who did not receive a title until the year after their entry into Germany on account of applicable visa conditions or protracted application processes (see Chapter 1). Of the 220,630 persons who entered Germany in 2018, 219,631 received a residence permit and 1,269 a settlement permit, whereby the latter category consisted of persons who had previously resided in Germany and re-entered the country.

A slight increase compared to the previous year is to be observed in both the number of residence permits granted as a whole (+0.5%) and the number of issued settlement permits (+2.4%). A look specifically at the residence titles issued to persons who entered Germany in the period under review shows a different picture for temporary residence titles in comparison to 2017: 9.0% fewer persons (-21,663) received a residence permit in their respective year of entry.

This is attributable first and foremost to changes in the area of immigration on humanitarian and family grounds. As a result of the high level of forced migration in 2015/2016, these two areas account for the largest proportion of the residence titles issued to third country nationals in the period under review. In both areas however, a decline in the number of titles issued to persons entering Germany in the year under review can be observed.

With regard to the temporary residence titles, persons granted titles under international law or on humanitarian or political grounds make up the largest share, at 38.8% (see Figure 1). The share itself has shrunk somewhat in comparison to the previous years, however, following a continual rise over recent years (2013: 18.0%; 2014: 22.1%; 2015: 27.8%; 2016: 43.4%; 2017: 43.6%). Family grounds account for a further major share of the temporary residence titles issued, at 34.8% (2017: 32.8%). Residence permits issued in connection with an educational measure or gainful employment make up substantially smaller groups, at 12.6% and 11.4% respectively.

**Figure 1: Third country nationals issued a residence title in 2018, by right of residence, purpose of residence and year of entry**



Total number of issuances: big boxes  
With entry in 2018: small boxes

Source: Central Register of Foreigners

A look at the nationalities of all persons who were issued a residence or settlement permit in the period from 1 January 2018 to 31 December 2018 shows that more than one in five (20.9%) of these persons originate from Syria. This correlates directly with the quantitative significance of the titles issued on humanitarian grounds. Turkey and Afghanistan follow up in 2nd and 3rd place in the ranking of most common nationalities (Table 2). While Afghan nationals were most frequently granted residence permits on humanitarian grounds, residence and settlement permits were issued to Turkish nationals most frequently on family-related grounds.

As Section 27 (5) of the Residence Act provides family members coming to Germany for the purposes of family reunion with unrestricted access to the German labour market, the holders of residence titles issued on family grounds constitute a substantial pool of labour resources. Most residence titles issued under international law or on humanitarian or political grounds also entitle the holder to pursue employment. It is not possible to establish how many of these persons are actually participating in the labour market by reference to the data compiled in the CRF (see also Chapter 6).

A proportion of the residence titles are issued directly in connection with training, education or employment, however. Persons holding these titles are referred to in the following as educational and labour migrants. This group consists on the one hand of the 262,590 persons holding residence permits issued in 2018 for the purpose of education and training (137,640 persons) or employment (124,950 persons) and on the other hand of the 14,558 persons

whose settlement permits are linked to gainful employment. This total of 277,148 persons issued titles in connection with educational and labour migration accounts for a 22.5% share of all third country nationals who were issued a residence title in 2018. Of the sum total of educational and labour migrants, 45,620 and 47,627 respectively (33.1% and 34.1%) entered Germany in 2018. Overall, the numbers were up on the previous year both with regard to titles issued for educational and training purposes (+10.2%) and to temporary and permanent titles issued for employment purposes (+16.1% and +30.3% respectively).

A breakdown of residence permits for educational, training and employment purposes according to the federal state to which the responsible foreigners' authority belongs (see Table 3) reveals marked differences in the shares of these two groups in the total temporary residence titles issued for the respective federal states. Bavaria shows the highest share (18.5%) of labour migrants among all persons who received a residence permit in this federal state in 2018, for example, but ranks only in the mid-range with regard to educational migration. The precise opposite applies here to Saxony, at 9.2% and 27.3% respectively. The largest difference applies to Saxony-Anhalt, which ranks third among all federal states in terms of educational migration, with a share of 20.1%, while in the area of labour migration it shows the lowest share, at 5.3%. Other states, such as Berlin, rank in the upper range in both areas, at 16.8% and 16.5% respectively, while Schleswig-Holstein and the Saarland are examples of federal states with low figures for both groups.

**Table 2: Third country nationals issued a residence or settlement permit in 2018, by most common nationalities (figures in 2017 for purposes of comparison)**

Ranking	Nationality	Residence titles issued in 2018		Residence titles issued in 2017		
		Number	Percentage	Number	Percentage	Ranking
1	Syria	256,485	20.9%	267,087	21.9%	1
2	Turkey	99,460	8.1%	101,474	8.3%	2
3	Afghanistan	68,676	5.6%	77,613	6.4%	3
4	Iraq	54,339	4.4%	72,931	6.0%	4
5	Kosovo	53,724	4.4%	43,727	3.6%	6
6	China	51,028	4.2%	49,565	4.1%	5
7	India	46,214	3.8%	38,779	3.2%	7
8	Russian Federation	39,103	3.2%	38,268	3.1%	8
9	Serbia	35,698	2.9%	30,529	2.5%	11
10	Bosnia and Herzegovina	33,998	2.8%	33,551	2.7%	9
	Other third country nationals	490,507	39.9%	467,567	38.3%	
<b>Total</b>		<b>1,229,203</b>	<b>100.0%</b>	<b>1,221,091</b>	<b>100.0%</b>	

Source: Central Register of Foreigners

**Table 3: Third country nationals issued a residence permit in 2018, by federal state of the responsible foreigners' authority and basis for issuance**

Federal state	Total temporary residence permits granted in 2018	Including (share in %)	
		Educational migration	Labour migration
Baden-Württemberg	148,790	13.4%	16.6%
Bavaria	137,037	12.9%	18.5%
Berlin	90,866	16.8%	16.5%
Brandenburg	15,351	14.7%	9.0%
Bremen	17,750	15.4%	6.2%
Hamburg	38,621	11.4%	11.2%
Hesse	106,989	10.2%	13.8%
Lower Saxony	94,173	12.0%	6.8%
Mecklenburg-Western Pomerania	10,051	14.7%	6.6%
North Rhine-Westphalia	273,422	10.2%	7.1%
Rhineland-Palatinate	47,201	10.6%	9.4%
Saarland	13,470	7.9%	5.5%
Saxony	28,917	27.3%	9.2%
Saxony-Anhalt	19,626	20.1%	5.3%
Schleswig-Holstein	32,230	7.2%	5.5%
Thuringia	17,679	21.1%	6.9%
<b>Total Germany</b>	<b>1,092,173</b>	<b>12.6%</b>	<b>11.4%</b>

Source: Central Register of Foreigners

A more detailed analysis according to federal states is not appropriate here on account of the scope of data involved. Corresponding statistics showing a breakdown of all titles issued in the respective federal states according to year of entry and the different types of residence title are in the Annex to this report.

The following sections of this chapter consider the individual groups within the area of educational and labour migration in detail.

### 3.1 Residence Permits in the Context of Educational Migration

A look at the educational migrants shows that a total of 137,640 third country nationals received a residence permit for educational or training purposes<sup>8</sup> in 2018 (see Table 4); this was 12,760 more (+10.2%) than in 2017. The majority of the persons concerned here (66.9%) entered Germany before 2018, however.

The increase over the previous year was primarily attributable to the higher number of residence permits issued for the purposes of study or preparation for studies in Germany pursuant to Section 16 (1), (6) and (9) of the Residence Act. At an additional count of 8,298 persons, or 8.0%, the increase was even twice as high as in the previous year (2017: +4,048 persons or +4.0% compared to 2016). These residence titles thus accounted for 81.3% of all residence permits issued for educational or training purposes. As such, students make up by far the largest group of persons with regard to the issuance of residence titles in the context of educational migration.

<sup>8</sup> Under the system of classification pursuant to the Residence Act, persons who were issued a residence permit in accordance with Section 16 (5), Section 16b (3), Section 17 (3) and Section 17a (4) of the Residence Act are subsumed under "Residence for the purpose of educational or training", even if they have already completed their educational or training measure.



**Table 4: Third country nationals issued a residence permit for the purpose of education or training in 2018, by basis for issuance and year of entry**

	Total titles issued in 2018	Change comp. to previous year	Titles issued in 2018 following ...	
			entry in 2018	entry before 2018
Course of study, preparation for studies (Residence Act, Section 16 (1), (6), (9))	111,916	+8,298 (8.0%)	36,417	75,499
Job seeking after completed studies (Residence Act, Section 16 (5))	6,357	+796 (14.3%)	156	6,201
Application for course of study (Residence Act, Section 16 (7))	265	-16 (5.7%)	136	129
Language courses, school attendance (Residence Act, Section 16b (1))	6,875	+841 (13.9%)	4,267	2,608
Vocational training (Residence Act, Section 17 (1))	10,524	+2,116 (25.2%)	3,569	6,955
Job seeking after vocational training (Residence Act, Sections 16b (3) and 17 (3))	133	+44 (49.4%)	15	118
Measures to obtain recognition for foreign professional qualifications (Residence Act, Section 17a (1), (5))	1,280	+491 (62.2%)	871	409
Job seeking following recognition of foreign professional qualifications (Residence Act, Section 17a (4))	61	+11 (22.0%)	21	40
EU study-related internship (Residence Act, Section 17b (1))	229	+179 (358.0%)	168	61
<b>Total</b>	<b>137,640</b>	<b>+12,760 (10.2%)</b>	<b>45,620</b>	<b>92,020</b>

Source: Central Register of Foreigners

10,524 persons received a residence permit for vocational training pursuant to Section 17 (1) of the Residence Act, corresponding to an increase of 2,116 persons or 25.2% over the previous year. Furthermore, 6,875 persons were issued a residence permit in order to attend school or a language course in accordance with Section 16b (1) of the Residence Act (+841 persons or +13.9%). While the number of residence titles issued for non-academic educational purposes is substantially less in absolute terms than the number of titles issued for study purposes, such titles partially showed markedly higher percentage increases last year.

In 2018, 6,357 third country graduates from German universities received a temporary residence permit for job seeking pursuant to Section 16 (5) of the Residence Act after completing their studies and did not switch to a different residence title in the course of the year. This was 14.3% (796 persons) less than in 2017. In contrast, only 133 persons received a residence title pursuant to Section 16b (3) or Section 17 (3) of the Residence Act in order to seek employment following completion of schooling or vocational training (+44 persons or 49.4%). This means that the previously observed ratios between the different educational measures (academic vs. non-academic) are also reflected in the titles issued for job seeking.

1,280 third country nationals received a residence permit pursuant to Section 17a (1) and (5) of the Residence Act in 2018 for a measure to obtain recognition of a foreign professional qualification. This figure has increased substantially in 2017 (+491 persons or 62.2%). In addition, 61 persons were granted a residence permit pursuant to Section 17a (4) of the Residence Act in order to seek employment commensurate with their recognised qualification (+11 persons or 22.0%).

Residence permits to apply for courses of study pursuant to Section 16 (7) of the Residence Act (265 persons; -16 / 5.7%) or study-related training programmes pursuant to Section 17b of the Residence Act, which was introduced on 1 August 2017 (229 persons; +179 / 358.0%), play only a minor role in the context of educational migration.

In evaluating the figures presented above, it is to be noted that the residence titles pursuant to Section 16 (5) and (7), Section 16b (3), Section 17 (3) and Section 17a (4) of the Residence Act represent residence permits which entail a high probability that, following their issuance, a change of status will take place within the same reporting period or that the title will lose its validity (period of validity under one year in some instances; see info box on page 21). In order to ensure that each individual is only considered in the statistics once, in each instance the figures presented



above only include a person's most recent residence title at the end of the reporting period. If all persons who received a relevant residence title in the reporting period were to be considered, irrespective of whether the title was still valid at the end of the reporting period or whether the person held a different residence title at the end of the period, the respective numbers of cases would have been higher (cf. excursus: Issuance of residence titles subject to increased probability of a change of status in the reporting period, page 21).

A look at the educational migrants' countries of origin shows that the largest share of persons to receive a residence permit for educational or training purposes came from China (19.9%), as in the previous years. Other key countries of origin were India (8.4%) and the USA (4.6%). Table 5 presents the ten most important countries of origin. While the number of nationals of the USA and the Russian Federation declined slightly in comparison to 2017 (-0.6% and -2.5% respectively), strong increases are to be observed above all for India, Vietnam and Iran (+24.2%, +25.0% and +20.9% respectively).

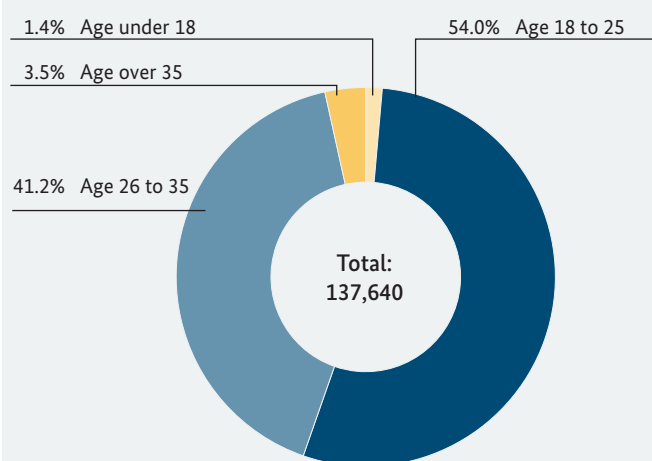
With regard to the age of the persons who were issued a residence title for educational or training purposes, there is a clear focus on a target group comprising young adults. Persons aged under 18 and over 35 are the exception here, with shares of 1.4% and 3.5% respectively, while over half of the persons (54.0%) were aged between 18 and 25 on the reference date for analysis purposes and 41.2% were between 26 and 35 years of age (see Figure 2). On average, (prospective) students issued titles pursuant to Section 16 (1), (6) and (9) of the Residence Act were slightly younger than the remaining persons: 57.4% of students

were a maximum of 25 years old, while the corresponding figure for the counter group stands at only 41.5%.

In addition, the group of persons who received a residence permit for educational or training purposes in 2018 comprises a larger share of males (54.4%) than females (45.5%).<sup>9</sup>

<sup>9</sup> The gender of 97 persons is not documented in the CRF.

**Figure 2: Third country nationals issued a residence permit for educational or training purposes in 2018, by age groups as per reference date 31 March 2019**



Source: Central Register of Foreigners

**Table 5: Third country nationals issued a residence permit for educational or training purposes in 2018, by most common nationalities (figures in 2017 for purposes of comparison)**

Ranking	Nationality	Residence titles issued in 2018		Residence titles issued in 2017		
		Number	Percentage	Number	Percentage	Ranking
1	China	27,329	19.9%	25,983	20.8%	1
2	India	11,543	8.4%	9,294	7.4%	2
3	USA	6,312	4.6%	6,350	5.1%	3
4	Korea, Republic	6,010	4.4%	5,657	4.5%	4
5	Vietnam	5,075	3.7%	4,061	3.3%	6
6	Iran	4,844	3.5%	4,008	3.2%	7
7	Russian Federation	4,152	3.0%	4,259	3.4%	5
8	Cameroon	3,847	2.8%	3,373	2.7%	9
9	Turkey	3,672	2.7%	3,238	2.6%	11
10	Brazil	3,594	2.6%	3,278	2.6%	10
	Other third country nationals	61,262	44.5%	55,379	44.3%	
<b>Total</b>		<b>137,640</b>	<b>100.0%</b>	<b>124,880</b>	<b>100.0%</b>	

Source: Central Register of Foreigners

## 3.2 Residence Permits in the Context of Labour Migration

The majority of labour migrants who received a residence title in 2018 were issued temporary residence titles (see Table 1). At 124,950, the number of persons issued a residence permit for the purpose of gainful employment was markedly higher than in the previous year (+17,308 persons or +16.1%; see Table 6). The number of titles issued rose in particular with regard to persons who entered Germany before the actual reporting period, while the number of titles issued to persons who entered Germany in the year under review remained largely stable. The overall number of persons who entered Germany in 2018 and received their title in the same year stands at 38.1%.

As in the preceding years, persons receiving a residence permit for the purpose of taking up qualified employment pursuant to Section 18 (4) of the Residence Act make up the main share of persons issued temporary residence titles in the context of labour migration (53,821 persons; +9.8%). Of this total, 17,414 or 32.4% entered Germany in 2018, which was down slightly on the previous year (2017: 19,824 persons).

Persons receiving a residence permit pursuant to Section 18 (3) of the Residence Act for the purpose of taking up employment which does not require a vocational qualification accounted for the second-highest number of residence titles issued. At 34,572 persons, this group also showed a marked rise (+4,863 or +16.4% compared to the previous year). As in the preceding years, this rise is attributable in particular to the provision adopted into the Employment Ordinance in October 2015, which allows nationals from Albania, Bosnia and Herzegovina, Kosovo, North Macedonia, Montenegro and Serbia to be granted permission to take up employment subject to certain conditions between 2016 and 2020 (Employment Ordinance, Section 26 (2)). The increase here was substantially less pronounced than in the previous year, however (2017: +9,815 or +49.3% compared to 2016). At 49.1%, a particularly large share of these persons entered Germany in 2018. This nevertheless represents a marked drop in comparison to the previous reporting year, in which 60.4% of the persons issued a residence title had entered the country in the same year. Overall, this indicates a decline in the use of the simplified legal labour migration channel for nationals of the Western Balkan countries directly on arrival in Germany.

A total of 27,241 third country nationals were issued EU Blue Cards in Germany in the period from January to De-

**Table 6: Third country nationals issued a residence permit for the purpose of gainful employment in 2018, by basis for issuance and year of entry**

	Total titles issued in 2018	Change comp. to previous year	Titles issued in 2018 following ...	
			entry in 2018	entry before 2018
Unqualified employment (Residence Act, Section 18 (3))	34,572	+4,863 (16.4%)	16,972	17,600
Qualified employment (Residence Act, Section 18 (4))	53,821	+4,811 (9.8%)	17,414	36,407
Qualified foreigners whose deportation has been suspended (Residence Act, Section 18a)	371	+260 (234.2%)	28	343
Job seeking for qualified skilled personnel (Residence Act, Section 18c)	250	+44 (21.4%)	99	151
EU Blue Card (Section 19a of the Residence Act in conj. with Section 2 of the Employment Ordinance)	27,241	+5,514 (25.4%)	9,854	17,387
(Mobile) ICT Card (Residence Act, Sections 19b and 19d)	814	+814 (-)	779	35
(Mobile) researchers (Residence Act, Sections 20 (1) and 20b (1))	2,202	+809 (58.1%)	971	1,231
Job seeking for researchers (Residence Act, Section 20 (7))	28	+24 (600.0%)	-	28
Self-employment (Residence Act, Section 21 (1), (2), (2a))	1,744	-49 (-2.7%)	433	1,311
Freelancing (Residence Act, Section 21 (5))	3,638	+127 (3.6%)	933	2,705
Other residence permits for the purpose of gainful employment (Residence Act, Sections 18, 18 (4a) and 18d (1))	269	+91 (51.1%)	106	163
<b>Total</b>	<b>124,950</b>	<b>+17,308 (16.1%)</b>	<b>47,589</b>	<b>77,361</b>

Source: Central Register of Foreigners

cember 2018. This group shows the highest increase in absolute terms in comparison to the previous year, at +5,514 persons (+25.4%). Preconditions for the issuance of an EU Blue Card are a recognised higher education qualification and a job with a minimum salary of 52,000 euros (gross annual salary) in 2018 (cf. Residence Act, Section 19a in conj. with Employment Ordinance, Section 1 (2) a). Persons below this salary threshold can nevertheless obtain an EU Blue Card if they are employed in the fields of mathematics, informatics, science or technology or are practitioners of human medicine (occupations subject to a particular shortage of personnel in Germany - so-called understaffed professions) and earned at least 40,560 euros (gross annual salary) in 2018 (cf. Residence Act, Section 19a in conj. with Employment Ordinance, Section 2 (1) b or Section 2 (2)). Of the 27,241 persons who were issued an EU Blue Card in the reporting year, 63.8% entered Germany prior to 2018. Further details of the occupational group concerned are not ascertainable from the CRF data.<sup>10</sup>

A total of 1,744 residence permits were issued for the purpose of self-employment (pursuant to Section 21 (1), (2) and (2a) of the Residence Act) in 2018 (-49 persons or 2.7% less than in the previous year). In addition, 3,638 residence permits were issued to freelancers (+127 persons or 3.6%). Of this total of 5,382 persons, 74.6% were already resident in Germany prior to 2018.

2,202 (mobile) researchers were also issued a residence permit pursuant to Section 20 or Section 20b (1) of the Residence Act in the reporting period. This represents a nearly 60% increase compared to the previous year (+809 or 58.1%), in which an almost two-fold rise was reported in comparison to 2016 (+695 persons or +99.6%). This increase is primarily attributable to the act to implement EU residence-related directives on labour migration, which entered into force on 1 August 2017. Since the introduction of this legislation, the residence permit pursuant to Section 20 (1) of the Residence Act has been the only valid residence title for researchers entering Germany from third countries. Students who are enrolled at universities for post-graduate studies and carry out corresponding research projects in this connection are exempted from this legislation (Section 16 of the Residence Act applies here). Third country nationals who meet the requirements both for a residence permit pursuant to Section 20 of the Residence Act and for an EU Blue Card (Section 19a of the Residence Act in conj. with Section 2 of the Employment Ordinance) are entitled to choose between these two residence titles when receiving a title for the first time. Until 31 July 2017, in addition to a residence title pursuant to Section 20 (1) of the Residence

Act, researchers were also able to obtain other residence titles, some of which were used substantially more frequently (e.g. residence permit pursuant to Section 18 (4) of the Residence Act), provided that the respective conditions for the issuance were met.

The above-stated amendment to the law also broadened other general conditions relating to residence for the purpose of gainful employment (Chapter 2, Part 4 of the Residence Act) and introduced a number of modifications. For example, Section 20 (7) of the Residence Act introduced a residence permit for the purpose of job seeking following research work. Section 19b and 19d of the Residence Act established the ICT<sup>11</sup> and the Mobile ICT Card, enabling third country nationals working as managers, specialists or trainees at a company outside the EU to be deployed at a branch of the same group of companies in Germany. The corresponding information has been entered in the CRF since the beginning of November 2017, enabling the relevant data pertaining to the amended provisions to be collected for the entire reporting period. According to the CRF, in 2018 ICT Cards were issued to 811 persons in accordance with Section 19b of the Residence Act and three persons were issued a Mobile ICT Card pursuant to Section 19d of the Residence Act. Furthermore, 28 persons received a residence permit for the purpose of job seeking pursuant to Section 20 (7) of the Residence Act.

In addition, 250 persons are registered in the CRF who received a residence permit for the purpose of job seeking pursuant to Section 18c of the Residence Act and did not switch to a different residence title up to 31 December 2018. This represents a rise of 21.4% over the previous year (+44 persons).

As in the case of educational migration, the evaluation logic has to be addressed when residence titles are concerned which entail a high probability that, following the issuance, a change of status will occur within the same reporting period (e.g. in the case of titles issued for the purpose of job seeking) or that the title will lose its validity. Here the number of titles issued is higher when all persons who received such a title in the reporting period are considered – irrespective of whether the title was still valid at the end of the reporting period or whether the person held a different residence title at the end of the reporting period. The excursus on page 21 looks at this matter and the discrepancies involved in greater detail. Changes of status from a residence title for the purpose of job seeking to another residence title are also examined more closely in Chapter 4.2.

A look at the nationalities of those persons who were issued a temporary residence permit for employment purposes

<sup>10</sup> Detailed information on the issuance of EU Blue Cards and their holders can be found at: <http://www.bamf.de/DE/Infothek/Statistiken/BlaueKarteEU/blaue-karte-eu-node.html>.

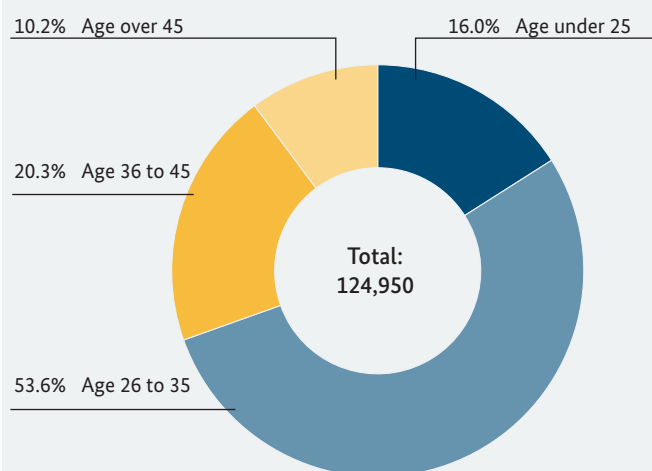
<sup>11</sup> Intra-corporate transfer.

in 2018 shows that India, as in 2017, heads the list in 2018 with a slightly increased share of 11.5% (2017: 10.9%). Bosnia and Herzegovina and the USA remain in second and third places respectively, but with slightly lower shares of 9.5% and 6.9% (2017: 10.6% and 7.7%). Table 7 shows further relevant countries of origin. Notable changes apply to North Macedonia and Albania. Nationals from these two countries were issued with substantially more temporary residence titles for employment purposes compared to 2017 (+64.0% and +75.6% respectively). Also India, Serbia and Kosovo show pronounced increases (+22.5%, +18.3% and +18.2% respectively).

Around half of the persons issued residence titles in connection with employment are aged between 26 and 35 (53.6%; see Figure 3). 20.3% are aged between 36 and 45, while only 10.2% are older than this. The young demographic group aged up to 25, which made up the majority in the area of educational migration, account for a share of only 16.0% in the context of labour migration.

At 68.3% men to 31.6% women<sup>12</sup>, the gender ratio for persons who received a residence permit for the purpose of gainful employment in 2018 also differs very markedly from the situation regarding educational migrants (share of women: 45.5%).

**Figure 3: Third country nationals issued a residence permit for the purpose of gainful employment in 2018, by age groups as per reference date 31 March 2019**



Source: Central Register of Foreigners

<sup>12</sup> The gender of 118 persons is not documented in the CRF.

**Table 7: Third country nationals issued a residence permit for the purpose of gainful employment in 2018, by most common nationalities (figures in 2017 for purposes of comparison)**

Ranking	Nationality	Residence titles issued in 2018		Residence titles issued in 2017		
		Number	Percentage	Number	Percentage	Ranking
1	India	14,353	11.5%	11,716	10.9%	1
2	Bosnia and Herzegovina	11,918	9.5%	11,413	10.6%	2
3	USA	8,580	6.9%	8,326	7.7%	3
4	Serbia	8,535	6.8%	7,213	6.7%	5
5	China	8,279	6.6%	8,253	7.7%	4
6	Kosovo	7,748	6.2%	6,553	6.1%	6
7	North Macedonia	6,028	4.8%	3,676	3.4%	9
8	Albania	4,605	3.7%	2,622	2.4%	12
9	Japan	4,196	3.4%	3,900	3.6%	7
10	Turkey	4,070	3.3%	3,624	3.4%	10
	Other third country nationals	46,638	37.3%	40,346	37.5%	
<b>Total</b>		<b>124,950</b>	<b>100.0%</b>	<b>107,642</b>	<b>100.0%</b>	

Source: Central Register of Foreigners

### Excursus: Issuance of residence titles entailing an increased probability of a change of status in the reporting period

Under German residence law there are various temporary residence titles which entail an increased probability that after the issuance a change of status will occur within the same reporting period or that the title will lose its validity. For qualified skilled personnel who have successfully completed their vocational training (incl. recognition of foreign occupational qualifications) or who hold an academic degree, for example, there are various means of obtaining a residence permit in Germany for the purpose of job seeking commensurate with their qualifications. With the exception of job seeking pursuant to Section 18c of the Residence Act, the corresponding residence permit is issued directly after completion of the educational measure (vocational training or further education) or research in Germany. In addition, there are also titles for carrying out or preparing for an educational measure (e.g. application for a course of study in accordance with Section 16 (7) of the Residence Act) or for a temporary period of employment (e.g. ICT Card pursuant to Section 19b of the Residence Act).

The maximum duration of validity for such a residence permit varies according to the applicable legal basis, as the following info box shows for the example of residence permits for the purposes of job seeking.

As a result of this limited period of validity and the fact that a different residence title is issued as soon as the job seeker has found and taken up employment, a change to another

residence title commonly occurs in the reporting period or the title may become invalid (e.g. if the job seeker fails to find employment). Consequently, the standard analysis procedure for the Migration Monitoring (cf. Tables 1 to 7) presents an incomplete picture of the total number of residence titles, which are issued with short periods of validity, because for persons who are issued several residence titles in the reporting period (changes of status) only the last residence title (which was issued and still valid at the time of analysis) is considered.

By way of departure from the customary practice, in addition to the figures presented so far, Table 8 thus also includes all persons who received one of these residence titles in 2018, irrespective of whether they switched to a different title in the course of the reporting period or became obliged to leave Germany. As a result, these figures (left-hand column) are in some instances markedly higher than in the analyses presented so far (right-hand column).

#### Info-box: Residence titles for the purpose of job seeking

Legal basis	Relevant group (third country nationals with completed educational qualification)	Maximal time of validity
Residence Act, Section 16 (5)	Graduates of German universities	18 months
Residence Act, Section 16b (3)	Persons with school-based vocational training in Germany	12 months
Residence Act, Section 17 (3)	Persons with completed in-company vocational training in Germany	12 months
Residence Act, Section 17a (4)	Persons with completed measure to obtain recognition for foreign professional qualifications in Germany	12 months
Residence Act, Section 18c	Graduates of German or foreign universities and secure subsistence	6 months
Residence Act, Section 20 (7)	Researchers in accordance with Residence Act, Section 20 after completion of their research activity	9 months

**Table 8: Third country nationals issued a residence permit entailing an increased probability of a change of status in 2018**

Legal basis	Total titles issued in 2018	With unchanged title at the end of the reporting period (Table 4 and 6)
<b>Job seeking:</b>		
Job seeking after completed studies (Residence Act, Section 16 (5))	8,921	6,357
Job seeking after school-based vocational training (Residence Act, Section 16b (3))	83	61
Job seeking after in-company vocational training (Residence Act, Section 17 (3))	178	72
Job seeking following recognition of foreign professional qualifications (Residence Act, Section 17a (4))	140	61
Job seeking for qualified skilled personnel (Residence Act, Section 18c)	581	250
Job seeking for researchers (Residence Act, Section 20 (7))	39	28
<b>Other purposes:</b>		
Application for course of study (Residence Act, Section 16 (7))	798	265
Language courses, school attendance (Residence Act, Section 16b (1))	9,639	6,875
Measures to obtain recognition for foreign professional qualifications (Residence Act, Section 17a (1))	2,491	1,249
Examination to obtain recognition for foreign professional qualifications (Residence Act, Section 17a (5))	70	31
EU study-related internship (Residence Act, Section 17b (1))	300	229
European Voluntary Service (Residence Act, Section 18d (1))	273	188
ICT Card (Residence Act, Section 19b)	867	811
Mobile ICT Card (Residence Act, Section 19d)	3	3
Mobile researchers (Residence Act, Section 20b (1))	4	4
<b>Total</b>	<b>24,387</b>	<b>16,484</b>

Source: Central Register of Foreigners

Residence permits for the purpose of job seeking were issued to a total of 9,942 persons in 2018, while according to the previously applied analysis practice (cf. Tables 4 and 6) this figure stood at only 6,829. The overwhelming majority of recipients (89.7%) were third country nationals who had successfully completed studies in Germany (8,921 persons with a residence permit pursuant to Section 16 (5) of the Residence Act).

In addition, a residence permit pursuant to Section 18c of the Residence Act was issued to 581 third country nationals with a German or foreign further education qualification and secure subsistence (+331 persons in comparison to the previous analysis practice). In contrast to the other residence titles for the purposes of job seeking, a residence permit pursuant to Section 18c of the Residence Act does

not require prior residence to complete educational or training measures in Germany. This means that potential candidates for this residence title may also enter Germany directly from abroad and reside in the country for the purpose of job seeking with a corresponding long-term visa (D visa). Consequently, there is no need to issue a residence title to these persons and accordingly there are no corresponding entries in the general database of the CRF. According to the visa statistics of the Federal Foreign Office, the German diplomatic missions issued a total of 2,977 D visas in 2018 for the purposes of job seeking (in accordance with Section 18c of the Residence Act). This indicates that substantially more than the above-stated 581 third country nationals sought employment in 2018 on the basis of Section 18c of the Residence Act.



In the area of residence permits for reasons other than job seeking, a notable category comprises the titles issued in accordance with Section 16b (1) of the Residence Act, which applies for the purposes of attending a language course or a school, or taking part in a school exchange. While this title is not directly tied to a specific period, with regard to language courses and exchanges in particular it tends to be linked to short-term activities. Equally, after completing any form of qualified vocational training pursuant to Section 16b (1) of the Residence Act it is possible to switch directly to job-seeking in accordance with Section 16b (3) of the Residence Act. As a result of these circumstances, at 9,639 the number of persons issued a title pursuant to Section 16b (1) of the Residence Act is also markedly higher than previously (+2,764 persons). Substantially higher figures are also shown for the 18-month residence permit which is granted to enable a person to undertake a training measure pursuant to Section 17a (1) of the Residence Act, at 2,491 (+1,242 persons). The same also applies to the residence permit to apply for a course of study pursuant to Section 16 (7) of the Residence Act (798 as compared to 265 persons), which is issued for a maximum of nine months.

### 3.2.1 Skilled Labour

The total number of persons who received a temporary residence title in connection with existing employment as (highly) qualified skilled personnel (i.e. with a recognised academic or non-academic vocational qualification) can be ascertained based on the figures presented in Chapter 3.2. This comprises temporary residence titles for existing types of employment which require a certain level of qualification, i.e. residence permits for (highly) qualified work, self-employment and freelancing, as well as EU Blue Cards. Titles for job seeking employment and for employment, which does not require a certain level of qualification, and other residence titles are not included.<sup>13</sup> In 2018 this category comprised 89,831 persons, of whom around one third (30,412 or 33.9%) entered Germany in the course of 2018. In order to better assess potential changes in the composition of the group of skilled personnel which occurred as a result of developments in 2018, these new entrants are considered in detail below. Extensions and changes of status within the period of employment would otherwise distort the picture.

The newly arrived skilled personnel from third countries who were issued with a title in the context of labour migration in 2018 show a slightly different breakdown with regard to nationalities compared to the total population of persons who received a title for the purpose of gainful em-

ployment in 2018 (see Table 9). While India still heads the list of countries of origin here (17.5%), the Western Balkan countries – above all Kosovo and North Macedonia, but not Serbia – drop down in the rankings, while the USA shows a larger share, for example.

**Table 9: Third country nationals who were issued a residence permit as skilled personnel in Germany in 2018 and entered Germany in the same year, by most common nationalities**

Ranking	Nationality	Number	Percentage
1	India	5,321	17.5%
2	USA	3,052	10.0%
3	Serbia	2,334	7.7%
4	Bosnia and Herzegovina	1,987	6.5%
5	China	1,822	6.0%
6	Turkey	1,756	5.8%
7	Japan	1,559	5.1%
8	Russian Federation	1,102	3.6%
9	Brazil	1,029	3.4%
10	Albania	917	3.0%
	Other third country nationals	9,533	31.3%
<b>Total</b>		<b>30,412</b>	<b>100.0%</b>

Source: Central Register of Foreigners

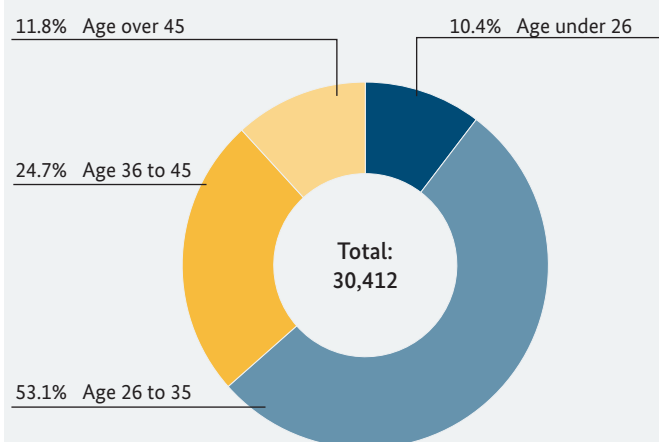
The age breakdown shows a similar situation as depicted before. 26 to 35 year-olds and 36 to 45 year-olds make up the overwhelming majority with regard to newly arrived skilled personnel who were issued a residence title in 2018 (see Figure 4). At 10.4%, the share of persons aged under 26 is slightly lower than for the total population of persons receiving a residence permit in the context of labour migration in 2018. The share of 45 year-olds is slightly higher by comparison.

The vast majority of skilled personnel entering Germany and receiving a residence title in 2018 were male (75.7%). Women made up a share of only 24.2%.<sup>14</sup>

<sup>13</sup> For the total population of all skilled personnel in the context of labour migration, settlement permits for the purpose of gainful employment are also included (see Chapter 3.3).

<sup>14</sup> The gender of 35 persons is not documented in the CRF.

**Figure 4: Third country nationals who were issued a residence permit as skilled personnel in 2018 and entered Germany in the same year, by age groups as per reference date 31 March 2019**



Source: Central Register of Foreigners

### 3.2.2 Employment without Qualification Requirements

While the previous chapter concerned skilled personnel who may be assumed to possess occupational qualifications, a residence permit is issued in accordance with Section 18 (3) of the Residence Act to persons pursuing an occupation, which does not require any vocational qualifications. However, this does not rule out the possibility that the persons concerned may nevertheless possess occupational qualifications. As presented in Chapter 3.2, such a title was issued to 34,572 persons in 2018, 16,972 of whom entered Germany in 2018. As such, they form the second largest group of persons in the area of labour migration (cf. also Chapter 5).

Among these newly arrived persons it is clearly evident that the simplified legal labour migration channel for nationals of the Western Balkan countries plays a key role (see Table 10). Five of the six Western Balkan countries head the list of main countries of origin, with a total share of 53.9%, whereby nationals from North Macedonia (12.9%) and Kosovo (12.7%) predominated in 2018. The most important country of origin outside of the Western Balkans is the USA, with a share of 7.4%.

A look at the age breakdown (see Figure 5) shows that the persons who entered Germany in 2018 and received residence permits pursuant to Section 18 (3) of the Residence Act in the same year make up a predominantly young group. At 42.4%, the share of persons aged under 26 accounted for a markedly higher share here on the reference date for analysis purposes than applied among skilled personnel who

**Table 10: Third country nationals who were issued a residence permit in Germany in 2018 for employment which does not require qualifications and who entered Germany in the same year, by most common nationalities**

Ranking	Nationality	Number	Percentage
1	North Macedonia	2,183	12.9%
2	Kosovo	2,150	12.7%
3	Bosnia and Herzegovina	1,719	10.1%
4	Albania	1,577	9.3%
5	Serbia	1,527	9.0%
6	USA	1,260	7.4%
7	Kanada	514	3.0%
8	Colombia	504	3.0%
9	Georgia	435	2.6%
10	Australia	364	2.1%
	Other third country nationals	4,739	27.9%
<b>Total</b>		<b>16,972</b>	<b>100.0%</b>

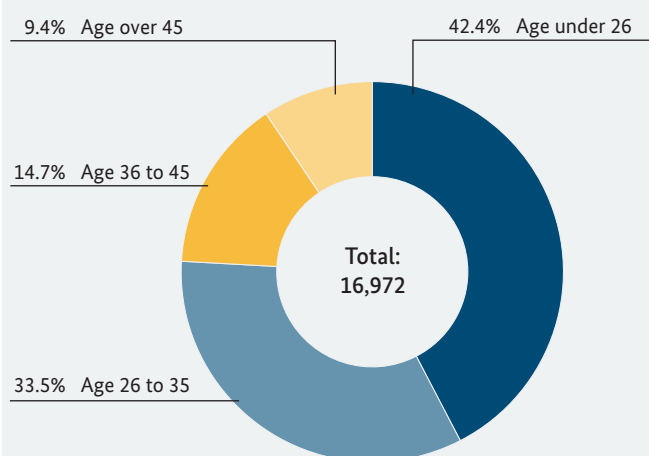
Source: Central Register of Foreigners

entered Germany in 2018, while only just under a quarter (24.1%) were aged over 35.

The gender ratio for the group of persons with employment, which does not require qualifications, is also biased here towards male immigrants (62.1%). Nevertheless, the share of women is slightly higher than among skilled personnel (37.7%).<sup>15</sup>

<sup>15</sup> The gender of 24 persons is not documented in the CRF.

**Figure 5: Third country nationals who were issued a residence permit in 2018 for employment which does not require any qualifications and who entered Germany in the same year, by age groups as per reference date 31 March 2019**



Source: Central Register of Foreigners



### 3.3 Settlement Permits in the Context of Labour Migration

Together with the residence permits, settlement permits also make up part of the picture regarding labour migration to Germany. Settlement permits for the purpose of gainful employment were issued to a total of 14,558 persons in 2018 (see Table 11). This was 3,389 persons or 30.3% more than in the previous year.

Almost all of these titles were issued to persons who had entered Germany before 2018. With the exception of the settlement permit for highly qualified persons in accordance with Section 19 of the Residence Act, all the legal bases for issuance concerned here (Sections 18b, 19a (6) and 21 (4) of the Residence Act) require previous residence in Germany. The 28 persons shown who were issued titles pursuant to Sections 18b and 19a of the Residence Act and who also entered Germany in 2018 result from the fact that re-entries are also counted, that is, these persons had left Germany between the required prior period of residence and the issuance of the settlement permit.

The overwhelming majority of these settlement permits were issued to former holders of an EU Blue Card, who received a settlement permit in accordance with Section 19a (6) of the Residence Act.<sup>16</sup> The number of these

persons increased substantially compared to the previous year (+2,659 persons or +34.1%).

The number of settlement permits issued to graduates of German higher-education establishments in accordance with Section 18b of the Residence Act has also risen (+598 persons to 3,463 persons; +20.9%). In addition, 410 persons received a settlement permit pursuant to Section 21 (4) of the Residence Act after successfully pursuing self-employment for three years (+116 persons). The number of settlement permits issued to highly qualified persons in accordance with Section 19 of the Residence Act is also up slightly on the previous year (+16 persons to 217).

India heads the rankings of main countries of origin for persons who were issued a settlement permit for the purpose of gainful employment in 2018, overtaking China, which topped the rankings in 2017 (see Table 12). The Russian Federation follows up in third place, as in the previous year. Among the ten main countries of origin, apart from India (+47.7%), substantial increases in the numbers of settlement permits issued also applied to persons from Ukraine (+41.7%), Syria (+34.1%), Turkey (+39.9%) and Serbia (+51.7%).

<sup>16</sup> In addition to periods of possession of an EU Blue Card, periods of possession of a residence permit pursuant to Section 18 (9) of the Residence Act in conj. with Sections 3, 4, 5, 7 or 26 of the Employment Ordinance and periods of possession of a residence permit as a researcher pursuant to Section 20 of the Residence Act also count towards the qualifying period when the foreigner holds a further education qualification and received a gross salary which met the minimum limits applicable at this time. The overall time window in which periods of employment are recognisable is limited by the date on which the EU directive on highly qualified employment entered into force, however. As such, only periods of employment as of 19 June 2009 are recognisable.

**Table 11: Third country nationals issued a settlement permit for the purpose of gainful employment in 2018, by basis for issuance and year of entry**

	Total titles issued in 2018	Change comp. to previous year	Titles issued in 2018 following ...	
			entry in 2018	entry before 2018
Graduates of German universities (Residence Act, Section 18b)	3,463	+598 (20.9%)	7	3,456
Highly qualified persons (Residence Act, Section 19 (1), (2))	217	+16 (8.0%)	10	207
Former holders of an EU Blue Card (Residence Act, Section 19a (6))	10,468	+2,659 (34.1%)	21	10,447
3 years of self-employment (Residence Act, Section 21 (4))	410	+116 (39.5%)	-	410
<b>Total</b>	<b>14,558</b>	<b>+3,389 (30.3%)</b>	<b>38</b>	<b>14,520</b>

Source: Central Register of Foreigners

**Table 12: Third country nationals issued a settlement permit for the purpose of gainful employment in 2018, by most common nationalities (figures in 2017 for purposes of comparison)**

Ranking	Nationality	Residence titles issued in 2018		Residence titles issued in 2017		
		Number	Percentage	Number	Percentage	Ranking
1	India	2,313	15.9%	1,566	14.0%	2
2	China	1,929	13.3%	1,627	14.6%	1
3	Russian Federation	1,326	9.1%	1,047	9.4%	3
4	Ukraine	976	6.7%	689	6.2%	4
5	Syria	712	4.9%	531	4.8%	5
6	Iran	530	3.6%	417	3.7%	7
7	Egypt	522	3.6%	429	3.8%	6
8	Turkey	515	3.5%	368	3.3%	8
9	Serbia	443	3.0%	292	2.6%	9
10	USA	335	2.3%	264	2.4%	10
	Other third country nationals	4,957	34.1%	3,939	35.3%	
<b>Total</b>		<b>14,558</b>	<b>100.0%</b>	<b>11,169</b>	<b>100.0%</b>	

Source: Central Register of Foreigners

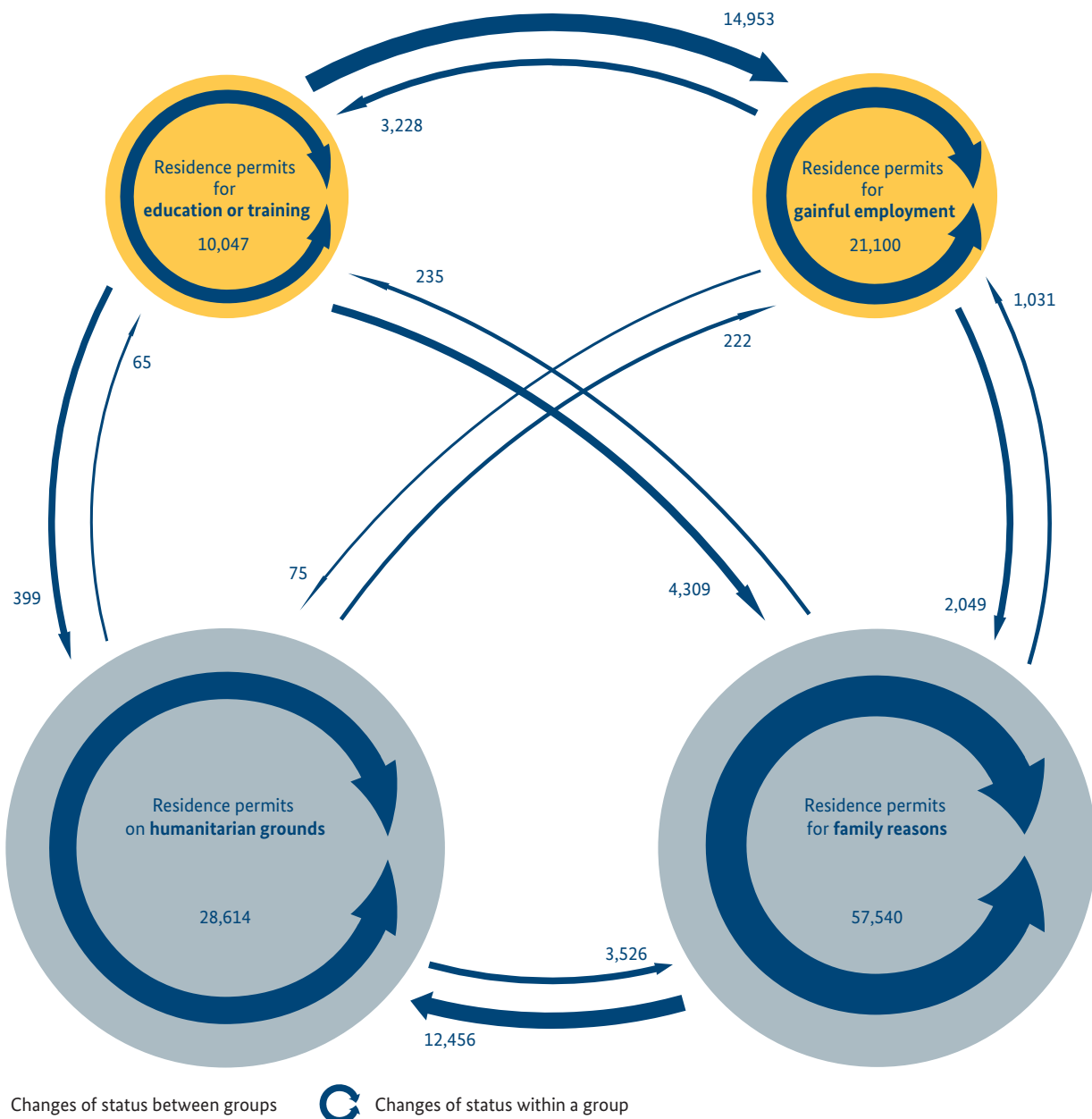
## 4. Change of Status in the Context of Education and Employment

While the focus in Chapter 3 was on the total number of persons issued a residence title in 2018, the following specifically examines changes of status, i.e. switches from one residence title to another, in the period from January to December 2018. An overview of all changes of status between the four most important groups of residence titles

is followed by a detailed consideration of individual forms which changes of status may take.<sup>17</sup>

<sup>17</sup> Due to an amendment to the analysis methodology, the figures presented in this report on changes of status are not fully comparable with those in the reports for previous years.

**Figure 6: Persons with changes of status within and between the groups of residence titles pursuant to Sections 16 to 36a of the Residence Act in 2018**



Source: Central Register of Foreigners

Figure 6 shows the various changes of status between the different groups of residence titles pursuant to Sections 16 to 36a of the Residence Act and the number of status changes within the respective groups. For the sake of improved clarity, temporary and permanent titles are grouped together here. The size of the circles representing the categories indicates the differences in the total numbers of titles issued per category in 2018 (see Table 1).

In the context of educational and labour migration, it emerges that the largest number of changes of status applies within the residence titles for the purpose of gainful employment (21,100 persons). More than half of these changes concern switches from a residence permit to a settlement permit (11,641 or 55.2%). Settlement permit for former holders of an EU Blue Card account for the largest share.

Changes of status from education or training to employment also play a major role (14,953 persons; see Chapter 4.1), as do changes within the residence titles relating to educational migration (10,047 persons). In the latter category, persons switching from a residence permit for studies pursuant to Section 16 (1) of the Residence Act to a title for the purpose of job seeking pursuant to Section 16 (5) of the Residence Act account for around half of the changes of status. Changes between a residence title for job seeking and for employment are to be found both among the changes of status within the area of employment and between education and employment (see Chapter 4.2). In the context of residence titles issued on humanitarian or family-related grounds, the only significant factor concerns changes from educational to labour migration in the area of family-related titles (see Chapter 4.4).

Individual types of status changes of particular relevance are considered in detail below. Certain additional rights of residence, such as titles pursuant to Sections 9 and 9a of the Residence Act or (permanent) residence cards for third country family members of EU/EEA nationals, are also examined. A precise presentation of all changes of status is unfeasible on account of the scope of potential options, and would also not be expedient in view of the very small numbers of cases which apply in most instances.

## 4.1 Change of Status from Education to Gainful Employment

Switches from a residence title regarding educational migration to one relating to labour migration may take place from an academic (see Table 13) or a non-academic educational measure (see Table 14).

**Table 13: Changes from a title pursuant to Section 16 (1) of the Residence Act (study) to a residence title for the purpose of gainful employment in 2018**

Current residence right	Number
Unqualified employment (Residence Act, Section 18 (3))	236
Qualified employment (Residence Act, Section 18 (4))	3,128
Settlement permit for highly qualified persons and graduates of German universities (Residence Act, Sections 18b and 19)	36
EU Blue Card (Section 19a of the Residence Act in conj. with Section 2 of the Employment Ordinance)	3,624
Researchers (Residence Act, Section 20 (1))	232
Self-employment (Residence Act, Section 21 (1), (2), (2a))	55
Freelancing (Residence Act, Section 21 (5))	116
Other titles for the purpose of gainful employment	109
<b>Total</b>	<b>7,536</b>

Source: Central Register of Foreigners

In the course of 2018 a total of 7,536 persons switched from a residence permit pursuant to Section 16 (1) of the Residence Act (study) directly to a residence title for the purpose of gainful employment pursuant to Sections 18 - 21 of the Residence Act without using a residence title to seek employment pursuant to Section 16 (5) of the Residence Act in between these two statuses. The majority of former students received either an EU Blue Card (48.1% or 3,624 persons) or a residence permit for the purpose of taking up qualified employment pursuant to Section 18 (4) of the Residence Act (41.5% or 3,128 persons). Residence titles for research or for employment which does not require any qualifications, for self-employment, for freelancing and settlement permits (pursuant to Sections 18b and 19 of the Residence Act) were used to only a limited extent (784 persons or 10.4%).

**Table 14: Changes from Section 16b (1) of the Residence Act (language courses, school attendance), Section 17 (1) (vocational training) or Section 17a (1) and (5) of the Residence Act (measures to obtain recognition for foreign professional qualifications) to a residence title for the purpose of gainful employment in 2018**

Current residence right	Change from			Total
	Residence Act, Section 16b (1)	Residence Act, Section 17 (1)	Residence Act, Section 17a (1), (5)	
Unqualified employment (Residence Act, Section 18 (3))	179	92	19	290
Qualified employment (Residence Act, Section 18 (4))	198	1,817	399	2,414
EU Blue Card (Section 19a of the Residence Act in conj. with Section 2 of the Employment Ordinance)	149	283	247	679
Self-employment (Residence Act, Section 21 (1), (2), (2a))	9	-	-	9
Freelancing (Residence Act, Section 21 (5))	48	4	1	53
Other titles for the purpose of gainful employment	17	35	-	52
<b>Total</b>	<b>600</b>	<b>2,231</b>	<b>666</b>	<b>3,497</b>

Source: Central Register of Foreigners

In the area of non-academic educational measures also, changes of status primarily entailed switches to titles for qualified employment pursuant to Section 18 (4) of the Residence Act or an EU Blue Card. Of the total of 3,497 persons who had previously held such a residence title and switched to a residence title for the purpose of gainful employment pursuant to Sections 18 - 21 of the Residence Act, two thirds (69.0% or 2,414 persons) received a residence permit pursuant to Section 18 (4) of the Residence Act. 679 persons or 19.4% were issued an EU Blue Card. In the reporting period, only 290 persons (8.3%) switched to a title for unqualified employment despite having undergone a training measure.

## 4.2 Change of Status from Job Seeking to Gainful Employment

In 2018, 4,024 persons switched from residence permits for job seeking – that is, from titles relating to both educational and labour migration – to a residence title for the purpose of gainful employment pursuant to Sections 18 - 21 of the Residence Act (see Table 15). Prior to their change of status, 3,672 persons, or 91.3%, already held a residence permit for job-seeking after graduating from courses of study in Germany (Residence Act, Section 16 (5)), while only 191 persons or 4.7% had previously held a residence permit for job seeking in the context of labour migration pursuant to Sections 18c or 20 (7) of the Residence Act.

**Table 15: Changes from residence titles for job seeking pursuant to Section 16 (5) (study), Sections 16b (3) and 17 (3) (vocational training), Section 17a (4) (recognition of foreign professional qualifications), Section 18c (qualified skilled personnel) and Section 20 (7) of the Residence Act (research) to a residence title for the purpose of gainful employment in 2018**

Current residence right	Change from					Total
	Residence Act, Section 16 (5)	Residence Act, Sections 16b (3) and 17 (3)	Residence Act, Section 17a (4)	Residence Act, Section 18c	Residence Act, Section 20 (7)	
Unqualified employment (Residence Act, Section 18 (3))	18	3	1	7	-	29
Qualified employment (Residence Act, Section 18 (4))	1,943	86	15	80	3	2,127
EU Blue Card (Section 19a of the Residence Act in conj. with Section 2 of the Employment Ordinance)	1,397	7	48	78	1	1,531
Researchers (Residence Act, Section 20 (1))	38	-	-	1	2	41
Self-employment (Residence Act, Section 21 (1), (2), (2a))	100	-	-	2	-	102
Freelancing (Residence Act, Section 21 (5))	109	-	-	12	-	121
Other titles for the purpose of gainful employment	67	1	-	5	-	73
<b>Total</b>	<b>3,672</b>	<b>97</b>	<b>64</b>	<b>185</b>	<b>6</b>	<b>4,024</b>

Source: Central Register of Foreigners

Most of the described changes of status led to a residence permit for qualified employment pursuant to Section 18 (4) of the Residence Act (2,127 persons or 52.9%) or an EU Blue Card (1,531 or 38.0%). Changes to all other titles (e.g. for research or for self-employment or freelancing) made up only a small group comprising 366 persons (9.1%).

### 4.3 Change of Status to an EU Blue Card

EU Blue Cards issued to persons who were previously already registered in Germany with a different residence title make up a large and particularly relevant share of the changes of status. Of the total of 27,241 persons who received an EU Blue Card in 2018 (cf. Table 6), 11,029 can be clearly identified as persons with a change of status (see Table 16). The majority previously held a residence title for educational or training purposes (5,786 persons or 52.5%). These former educational migrants are for the most part former students pursuant to Section 16 (1) and (5) of the Residence Act.

**Table 16: Changes of status from education and employment to an EU Blue Card**

Former residence right	Number
<b>Residence titles for educational or training purposes in total</b>	<b>5,786</b>
Course of study (Residence Act, Section 16 (1))	3,624
Job seeking after completed studies (Residence Act, Section 16 (5))	1,397
School-based and in-company vocational training (Residence Act, Sections 16b (1) and 17 (1))	679
Other residence titles for training purposes	86
<b>Residence titles for the purpose of gainful employment in total</b>	<b>4,469</b>
Unqualified employment (Residence Act, Section 18 (3))	68
Qualified employment (Residence Act, Section 18 (4))	4,144
Job seeking for qualified skilled personnel (Residence Act, Section 18c)	78
Researchers (Residence Act, Sections 20 (1))	98
Self-employment (Residence Act, Section 21 (1), (2), (2a))	11
Freelancing (Residence Act, Section 21 (5))	16
Other residence titles for the purpose of gainful employment	54
<b>Residence titles on humanitarian grounds in total</b>	<b>106</b>
<b>Residence titles for family reasons in total</b>	<b>590</b>
<b>Special residence rights</b>	<b>78</b>
<b>Total</b>	<b>11,029</b>

Source: Central Register of Foreigners

Less than half of the status-changers come from the area of employment (4,469 persons or 40.5%). Among these, persons who previously held a residence permit for qualified employment pursuant to Section 18 (4) of the Residence Act constitute by far the largest group (4,144 persons or 92.7%). Persons who previously held a residence title issued on humanitarian or family-related grounds or who were resident on the basis of another right of residence (e.g. with a residence card for third country family members of EU/EEA nationals) account for only a small fraction of all status-changes, at 774 persons or 7.0%.

The remaining 16,212 EU Blue Cards issued in 2018 took the form of first-time residence titles and extensions.<sup>18</sup>

### 4.4 Change of Status from Education or Employment to Other Residence Titles

Persons who hold a title for education or employment can switch to a different right of residence, if they are entitled to do so and this, for example, holds out the prospect of legal benefits for them or their family members. A particularly common change here is from a temporary title for employment purposes to a residence title issued on family-related grounds or settlement pursuant to Section 9 or 9a of the Residence Act.

It is to be assumed that this does not alter the respective individuals' relationship to the area of education or employment, however. Consequently, these persons could, in principle, continue to be regarded as educational or labour migrants, although they are no longer identifiable as such on the basis of the CRF data.

<sup>18</sup> Detailed information on the issuance of EU Blue Cards and their holders can be found at: <https://www.bamf.de/DE/Themen/Statistik/BlaueKarteEU/blauekarteeu-node.html>.

**Table 17: Change from a temporary residence title pursuant to Sections 18 - 21 of the Residence Act (employment) to a permanent residence title pursuant to Sections 9 and 9a of the Residence Act in 2018**

Former residence right	Current residence right		Total
	Residence Act, Section 9	Residence Act, Section 9a	
Unqualified employment (Residence Act, Section 18 (3))	203	14	217
Qualified employment (Residence Act, Section 18 (4))	1,201	351	1,552
EU Blue Card (Section 19a of the Residence Act in conj. with Section 2 of the Employment Ordinance)	56	139	195
Self-employment (Residence Act, Section 21 (1), (2), (2a))	16	10	26
Freelancing (Residence Act, Section 21 (5))	41	39	80
Other residence permits for the purpose of gainful employment	20	5	25
<b>Total</b>	<b>1,537</b>	<b>558</b>	<b>2,095</b>

Source: Central Register of Foreigners

In 2018, a total of 2,095 third country nationals switched from a temporary residence title for the purpose of gainful employment pursuant to Sections 18 - 21 of the Residence Act to a permanent settlement permit pursuant to Section 9 of the Residence Act or to an EU long-term residence permit pursuant to Section 9a of the Residence Act

(see Table 17).<sup>19</sup> 74.1% of these changes took place from a residence permit for qualified employment pursuant to

<sup>19</sup> As periods of residence relating to an educational measure only count by half towards the qualifying period for issuance of a settlement permit pursuant to Section 9 of the Residence Act and compulsory contributions to the statutory health insurance scheme additionally provide a basis for determining such periods, Table 17 only shows switches from titles relating to employment.

**Table 18: Changes from a residence permit pursuant to Sections 16 - 21 of the Residence Act (education and employment) to a residence title issued on family-related grounds in 2018**

Current residence right	Change from											Total
	Study, preparation for studies (Residence Act, Section 16 (1) and (6))	Seeking employment after completing studies (Residence Act, Section 16 (5))	Schooling and vocational training (Residence Act, Sections 16b (1) and 17 (1))	Other residence titles for educational or training purposes	Unqualified employment (Residence Act, Section 18 (3))	Qualified employment (Residence Act, Section 18 (4))	EU Blue Card (Section 19a of the Residence Act in conj. with Section 2 of the Employment Ordinance)	Researchers (Residence Act, Section 20 (1))	Self-employment (Residence Act, Section 21 (1), (2) and (2a))	Freelancing (Residence Act, Section 21 (5))	Other residence permits for the purpose of gainful employment	
Subsequent immigration of spouses to join Germans (Residence Act, Section 28 (1), sentence 1, no. 1)	1,785	243	625	32	392	498	44	13	26	109	36	3,803
Subsequent immigration of a parent to join Germans (Residence Act, Section 28 (1), sentence 1, no. 3)	367	26	129	5	78	145	15	3	9	40	9	826
Subsequent immigration of spouses with an EU Blue Card (Residence Act, Section 30 (1), sentence 1, no. 3g)	145	18	22	4	8	64	37	3	2	3	4	310
Subsequent immigration of spouses to join another foreign person (Residence Act, Section 30 without Section 30 (1), sentence 1, no. 3g)	580	122	138	12	147	211	24	8	11	15	14	1,282
Other family-related residence titles	38	3	14	1	8	25	6	-	36	1	2	134
Family members of EU/EEA nationals (residence card/long-term residence card)	394	36	114	2	166	210	32	9	4	49	5	1,021
<b>Total</b>	<b>3,309</b>	<b>448</b>	<b>1,042</b>	<b>56</b>	<b>799</b>	<b>1,153</b>	<b>158</b>	<b>36</b>	<b>88</b>	<b>217</b>	<b>70</b>	<b>7,376</b>

Source: Central Register of Foreigners



Section 18 (4) of the Residence Act (1,552 persons). Substantially fewer persons switched from titles for unqualified employment (pursuant to Section 18 (3) of the Residence Act) or an EU Blue Card, at 10.4% and 9.3% respectively (217 and 195 persons).

Changes of status from residence permits relating educational and labour migration to titles issued on family-related grounds (Sections 28 - 36a of the Residence Act) and (long-term) residence cards for family members of EU/EEA nationals took place more frequently than changes to settlement permits pursuant to Sections 9 and 9a of the Residence Act (see Table 18).

In 2018 as a whole, a total of 7,376 third country nationals were registered who undertook such a change. Around two thirds of this total (4,855 persons or 65.8%) had previously held a residence title for educational or training purposes, whereby the majority of these titles applied to studies or preparation for studies pursuant to Section 16 (1) or (6) of the Residence Act (3,309 persons). 34.2% changed from a temporary title relating to employment (2,521 persons), whereby prior to the change the vast majority of these persons had previously held a title for qualified employment pursuant to Section 18 (4) (1,153 persons) or for unqualified employment pursuant to Section 18 (3) of the Residence Act (799 persons).

In the context of a change of status to a residence title based on family-related grounds, a total of 5,395 or 73.1% received a new title as the spouse of a German (pursuant to Section 28 (1), sentence 1, no. 1 of the Residence Act) or of a foreigner entitled to reside in Germany (pursuant to Section 30 of the Residence Act). In contrast, (long-term) residence cards were issued to only 13.8% of persons changing status in this area (1,021 persons).



## 5. Third country Nationals Resident in Germany in the Context of Educational and Labour Migration

The number of third country nationals who were resident in Germany with a residence title for the purposes of education, training or employment at the end of the reporting period, i.e. on 31 December 2018, is examined below. The skilled personnel currently resident in Germany (incl. holders of an EU Blue Card) and holders of a residence title for employment requiring little or no qualifications are considered in greater detail.

In contrast to the previous chapters, in which the numbers of titles issued in the course of 2018 were presented, this section is thus concerned with the numbers of persons resident in Germany at the end of this reporting period.

### 5.1 Educational Migration

As per 31 December 2018, a total of 220,138 third country nationals were registered in the CRF as resident in Germany on this date with a residence title for educational or training purposes (Sections 16 - 17b of the Residence Act) (see Table 19). This represents a rise of 18,569 persons or 9.2% compared to 31 December 2017.

Residence titles for a course of study or preparation for the same (pursuant to Section 16 (1), (6) and (9) of the Residence Act) represented the most common basis for residence in Germany by third country nationals for educational or training purposes, with 174,768 persons (79.4%) holding such titles. The remaining persons resident in the context of educational migration were essentially spread over vocational training pursuant to Section 17 (1) of the Residence Act (20,552 persons or 9.3%), language courses or school attendance pursuant to Section 16b (1) of the Residence Act (12,920 persons or 5.9%) and job seeking after completing a course of studies pursuant to Section 16 (5) of the Residence Act (9,348 persons or 4.2%). These shares roughly correspond to those which were presented in Chapter 3.1 with regard to persons issued a residence title in the context of educational migration in 2018.

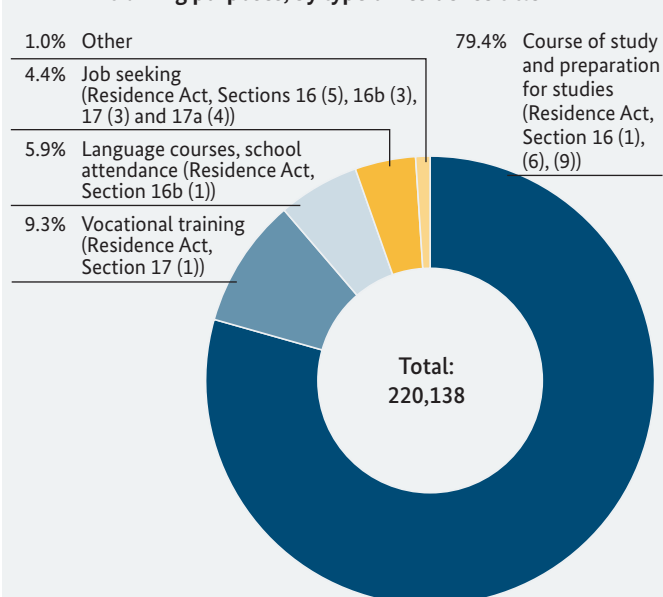
China is the most important country of origin in this area, accounting for one fifth of the educational migrants from third countries who are resident in Germany (19.4%),

**Table 19: Third country nationals resident in Germany on 31 December 2018 with a residence title for educational or training purposes, by individual residence titles**

Residence title	Number
Course of study, preparation for studies (Residence Act, Section 16 (1), (6), (9))	174,768
Job seeking after completed studies (Residence Act, Section 16 (5))	9,348
Application for course of study (Residence Act, Section 16 (7))	450
Language courses, school attendance (Residence Act, Section 16b (1))	12,920
Vocational training (Residence Act, Section 17 (1))	20,552
Job seeking after vocational training (Residence Act, Sections 16b (3) and 17 (3))	182
Measures to obtain recognition for foreign professional qualifications (Residence Act, Section 17a (1), (5))	1,695
Job seeking following recognition of foreign professional qualifications (Residence Act, Section 17a (4))	89
EU study-related internship (Residence Act, Section 17b (1))	134
<b>Total</b>	<b>220,138</b>

Source: Central Register of Foreigners

**Figure 7: Third country nationals resident in Germany on 31 December 2018 with a residence title for educational or training purposes, by type of residence title**



Source: Central Register of Foreigners

followed by India (7.8%) and the USA (4.5%) (see Table 20). This results in a virtually identical picture to the situation regarding persons issued a residence title for educational or training purposes in 2018 (cf. Table 5).

**Table 20: Third country nationals resident in Germany on 31 December 2018 with a residence title for educational or training purposes, by most common nationalities**

Ranking	Nationality	Number	Percentage
1	China	42,737	19.4%
2	India	17,080	7.8%
3	USA	9,994	4.5%
4	Korea, Republic	8,576	3.9%
5	Russian Federation	7,684	3.5%
6	Vietnam	7,614	3.5%
7	Iran	7,054	3.2%
8	Turkey	6,596	3.0%
9	Ukraine	6,436	2.9%
10	Brazil	6,239	2.8%
	Other third country nationals	100,128	45.5%
<b>Total</b>		<b>220,138</b>	<b>100.0%</b>

Source: Central Register of Foreigners

The age structure also reveals only minor differences to the assessment of persons issued titles in the reporting period (cf. Figure 2). As would be expected, resident educational migrants are slightly older than persons who were only issued with their titles in 2018. Persons aged under 26 make up just under half of the total here (49.7%), while this age group accounted for a slightly greater share with regard to titles issued (55.4%).

The gender ratio remains virtually identical, however, at 54.9% men to 45.0% women.<sup>20</sup>

## 5.2 Labour Migration

As per 31 December 2018, a total of 266,105 third country nationals were registered in the CRF as resident in Germany with a title for employment purposes (Sections 18 - 21 of the Residence Act) (see Table 21). This represents a rise of 49,298 persons or 22.7% compared to 31 December 2017.

96,261 resident persons with a residence permit for qualified employment pursuant to Section 18 (4) of the Residence Act accounted for the largest share (36.2%) of all labour migrants from third countries who were resident in

**Table 21: Third country nationals resident in Germany on 31 December 2018 with a residence title for employment purposes, by individual residence titles**

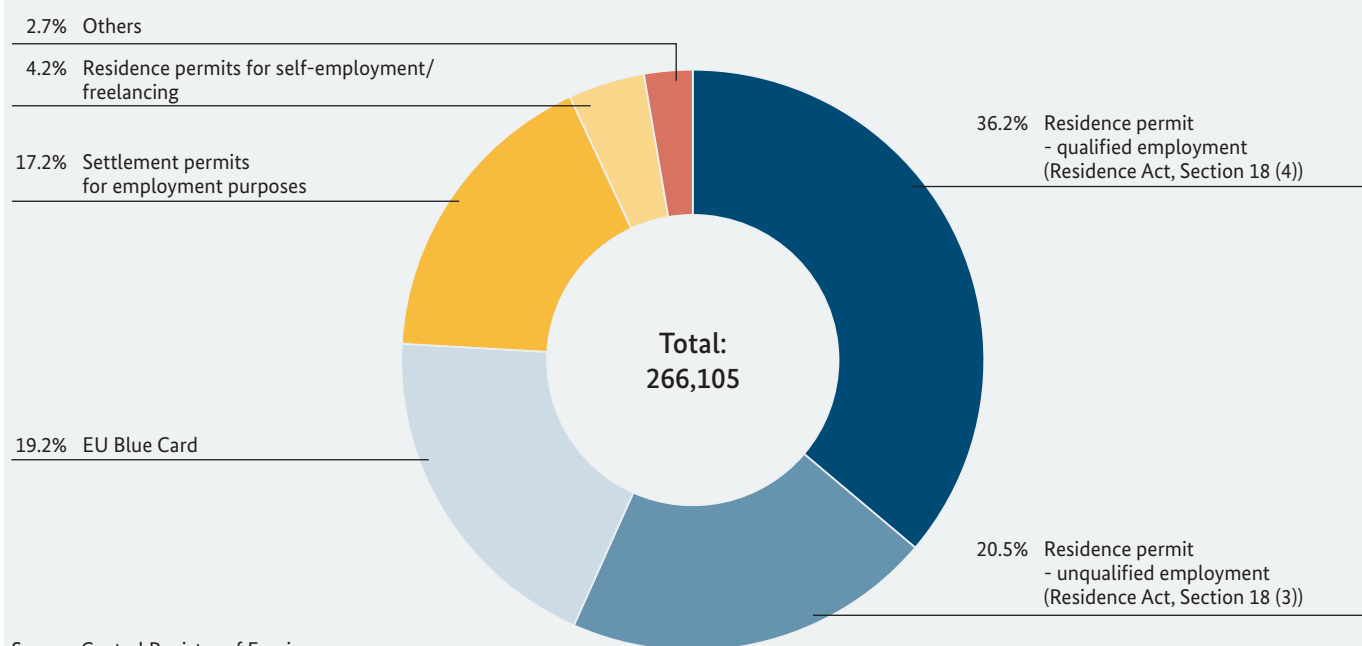
Residence titles	Number
<b>Residence permits</b>	<b>220,405</b>
Unqualified employment (Residence Act, Section 18 (3))	54,580
Qualified employment (Residence Act, Section 18 (4))	96,261
Qualified foreigners whose deportation has been suspended (Residence Act, Section 18a)	409
Job seeking for qualified skilled personnel (Residence Act, Section 18c)	385
EU Blue Card (Section 19a of the Residence Act in conj. with Section 2 of the Employment Ordinance)	51,130
(Mobile) ICT Card (Residence Act, Sections 19b and 19d)	659
(Mobile) researchers (Residence Act, Section 20 (1) and 20b (1))	2,898
Job seeking for researchers (Residence Act, Section 20 (7))	25
Self-employment (Residence Act, Section 21 (1), (2), (2a))	3,697
Freelancing (Residence Act, Section 21 (5))	7,591
Other residence permits for the purpose of gainful employment (Residence Act, Sections 18, 18 (4a) and 18d (1))	2,770
<b>Settlement permits</b>	<b>45,700</b>
Graduates of German universities (Residence Act, Section 18b)	13,062
Highly qualified persons (Residence Act, Section 19 (1), (2))	2,502
Former holders of an EU Blue Card (Residence Act, Section 19a (6))	28,200
3 years of self-employment (Residence Act, Section 21 (4))	1,936
<b>Total</b>	<b>266,105</b>

Source: Central Register of Foreigners

Germany at the end of December 2018 (see Figure 8). Third country nationals with a residence permit for unqualified employment (pursuant to Section 18 (3) of the Residence Act) constituted the second-largest group, comprising 54,580 persons or 20.5%, while 51,130 persons or 19.2% held an EU Blue Card (see Chapters 5.2.1 and 5.2.2 below for further details). Here too, the shares within the types of residence permits essentially correspond to those presented in Chapter 3.2 regarding the persons issued a residence permit in 2018.

A total of 45,700 persons or 17.2% held a settlement permit for the purpose of gainful employment (pursuant to Sections 18b, 19, 19a (6) or 21 (4) of the Residence Act). Former holders of an EU Blue Card (pursuant to Section 19a (6)

<sup>20</sup> The gender of 173 persons is not documented in the CRF.

**Figure 8: Third country nationals resident in Germany on 31 December 2018 with a residence title for the purpose of gainful employment, by type of residence title**

of the Residence Act) represent the largest group here, totalling 28,200 persons, followed by graduates of German universities (pursuant to Section 18b of the Residence Act), who totalled 13,062 persons.

More than one quarter (28.4%) of all persons resident in the context of labour migration originate from India, China or Bosnia and Herzegovina (see Table 22). A comparison with the nationalities of all persons issued a residence permit for the purpose of labour migration in the reporting period

**Table 22: Third country nationals resident in Germany on 31 December 2018 with a residence title for the purpose of gainful employment, by most common nationalities**

Ranking	Nationality	Number	Percentage
1	India	31,113	11.7%
2	China	23,669	8.9%
3	Bosnia and Herzegovina	20,901	7.9%
4	USA	18,877	7.1%
5	Serbia	14,652	5.5%
6	Russian Federation	13,251	5.0%
7	Kosovo	12,240	4.6%
8	Ukraine	9,586	3.6%
9	Turkey	9,140	3.4%
10	Japan	8,989	3.4%
	Other third country nationals	103,687	39.0%
<b>Total</b>		<b>266,105</b>	<b>100.0%</b>

Source: Central Register of Foreigners

as presented in Chapter 3.2 (see Table 7) shows that the figures for resident persons is slightly lower for the Western Balkan countries, while the Russian Federation, Ukraine and China show higher shares.

The age of the resident labour migrants does not differ substantially from that of the persons issued a residence permit for the purpose of gainful employment in 2018, although this section also includes persons with settlement permits. The share of over 35 year-olds is only slightly higher, at 35.1% (as compared to 30.4%). This may be attributable in part to the substantial share of extensions and changes of status within the titles issued for the purpose of gainful employment.

The gender ratio is also very similar to the figure for persons issued a residence permit in the reporting period, with a share of 68.2% men to 31.7% women.<sup>21</sup>

21 The gender of 249 persons is not documented in the CRF.

### 5.2.1 Skilled Labour

Persons corresponding to the definition of skilled personnel<sup>22</sup> as introduced above in Chapter 3 who were resident in Germany on the reference date of 31 December 2018 with a temporary or permanent residence title for the purpose of gainful employment totalled 208,345. This corresponds to a share of 78.3% of all labour migrants resident on this date.

Due to the high shares in the total population of persons resident in the context of labour migration, the figures for the most common nationalities are similar to those presented in Chapter 5.2 (cf. Tables 22 and 23). While the shares of the Western Balkan countries, such as Bosnia and Herzegovina, Serbia or Kosovo, are slightly reduced, India and China in particular show higher shares. As in the case of general labour migration, these are also the two most significant countries of origin for resident skilled personnel.

**Table 23: Third country nationals resident in Germany on 31 December 2018 with a residence title for the purpose of gainful employment as skilled personnel, by most common nationalities**

Ranking	Nationality	Number	Percentage
1	India	30,234	14.5%
2	China	22,633	10.9%
3	USA	14,745	7.1%
4	Bosnia and Herzegovina	12,283	5.9%
5	Russian Federation	12,259	5.9%
6	Serbia	9,488	4.6%
7	Turkey	8,367	4.0%
8	Ukraine	8,213	3.9%
9	Japan	7,708	3.7%
10	Korea, Republic	5,248	2.5%
	Other third country nationals	77,167	37.0%
<b>Total</b>		<b>208,345</b>	<b>100.0%</b>

Source: Central Register of Foreigners

Furthermore, the Western Balkan countries show lower shares in comparison to skilled personnel who entered Germany in 2018 and received a residence permit in the same year (see Table 9). The significance of India is also comparatively lower here. In contrast, apart from larger shares for China, the Russian Federation and Ukraine, the ranking also includes a larger number of countries from outside the ten

most common countries of origin (37.0% as compared to 31.3%).

The age breakdown for resident skilled personnel shows a slightly lower share of very young persons in comparison both to all resident labour migrants and to newly arrived skilled personnel who were issued a title in 2018. While 18 to 25 year-olds make up only around half the share of the other two groups, at 5.6%, the share of 26 to 35 year-olds increases by almost the same extent, to 58.8%. All other age groups show very similar figures.

The gender ratio is also very similar to the figure for persons resident in the area of labour migration as a whole, with a share of 68.8% men to 31.1% women.<sup>23</sup> The share of women is slightly higher (24.2%) than among the newly arrived skilled personnel, however.

A look specifically at the group of 51,130 highly qualified persons who were resident in Germany with an EU Blue Card on the reference date reveals slight differences compared to the total population of skilled personnel resident in Germany.

The main countries of origin of EU Blue Card holders are India, China and the Russian Federation (see Table 24). All three of these countries show increased shares - substantially higher in some instances - in comparison to the previously presented group of skilled personnel. In contrast, the shares for the USA and the Western Balkan countries are lower by comparison.

**Table 24: Third country nationals resident in Germany on 31 December 2018 with a EU Blue Card, by most common nationalities**

Ranking	Nationality	Number	Percentage
1	India	13,221	25.9%
2	China	4,335	8.5%
3	Russian Federation	3,531	6.9%
4	Turkey	2,476	4.8%
5	Ukraine	2,181	4.3%
6	USA	2,113	4.1%
7	Brazil	1,849	3.6%
8	Egypt	1,708	3.3%
9	Iran	1,635	3.2%
10	Pakistan	1,182	2.3%
	Other third country nationals	16,899	33.1%
<b>Total</b>		<b>51,130</b>	<b>100.0%</b>

Source: Central Register of Foreigners

<sup>22</sup> Persons holding temporary and permanent residence titles in connection with existing (highly) qualified employment, self-employment or freelancing and EU Blue Cards. Excluding persons with titles for job seeking and for unqualified or other forms of employment.

<sup>23</sup> The gender of 176 persons is not documented in the CRF.

With regard to the age structure, resident holders of an EU Card also show a strong focus on the group of 26 to 35 year-olds (71.3%), while the share of women (25.2%) is slightly lower than for the total population of all resident skilled personnel.

### 5.2.2 Employment without Qualification Requirements

While the persons presented in Chapter 5.2.1 may be assumed to possess occupational qualifications, no vocational qualifications are to be assumed - at least with regard to their current employment - for the 54,580 persons who are resident in Germany pursuant to Section 18 (3) of the Residence Act. This does not rule out the possibility that the persons concerned may nevertheless possess occupational qualifications, however.

Similar to the newly arrived persons in Chapter 3.2.2, nationals of the Western Balkan countries made up a major share of this group (see Table 25). North Macedonia and Albania show smaller shares in comparison to the total population of resident persons, while the shares for Kosovo and Bosnia and Herzegovina are larger.

The age breakdown shows a marked difference to the skilled personnel resident in Germany. As was to be observed for new arrived migrants who received a title in 2018 (Chapter 3.2.2), the third country nationals with a residence permit for employment without qualifications requirements make up a substantially younger target group. While only 5.6% of the skilled personnel resident in Germany were aged 25 or under, this group makes up almost one third (29.6%) of the persons with a residence permit pursuant to Section 18 (3) of the Residence Act.

With a share of 66.0% male to 33.8% female, the gender ratio is very similar to that for labour migration as a whole and for resident skilled personnel.<sup>24</sup>

**Table 25: Third country nationals resident in Germany on 31 December 2018 with a residence title for the purpose of gainful employment without qualification requirements, by most common nationalities**

Ranking	Nationality	Number	Percentage
1	Bosnia and Herzegovina	8,534	15.6%
2	Kosovo	8,514	15.6%
3	North Macedonia	5,452	10.0%
4	Serbia	5,133	9.4%
5	USA	3,569	6.5%
6	Albania	3,516	6.4%
7	Australia	1,384	2.5%
8	Ukraine	1,247	2.3%
9	Japan	1,057	1.9%
10	Kanada	1,039	1.9%
	Other third country nationals	15,135	27.7%
<b>Total</b>		<b>54,580</b>	<b>100.0%</b>

Source: Central Register of Foreigners

<sup>24</sup> The gender of 70 persons is not documented in the CRF.

## 6. Third country Nationals on the German Labour Market

The focus of the Migration Monitoring is on presenting the group of persons whose residence in Germany is clearly identifiable as being based on educational or labour migration by reference to the CRF. Consequently, the presentation of labour migration in Chapter 5 focused solely on third-party nationals who are resident in Germany specifically in connection with employment. As described in the introduction, however, numerous other residence titles also entitle the holder to take up employment in Germany (e.g. titles issued on family-related or humanitarian grounds). In addition, third country nationals who have entered Germany as family members of EU citizens and consequently possess a (long-term) residence card are generally also permitted to pursue work. Based on the CRF, it is not possible to identify the proportion of these groups which is active on the German labour market, as actual employment is not registered in the register.

Consequently, the general situation regarding third country nationals on the German labour market is outlined below on the basis of statistics from the Federal Labour Office.<sup>25</sup> Table 26 shows the number of third country nationals in employment and subject to social insurance contributions in Germany as per September 2018.<sup>26</sup> A comparison of the figures from the Federal Labour Office with those from Chapter 5.2 shows that the number of all third country nationals in employment in Germany is many times higher than the number of labour migrants resident in the country. Although the latter totals only 266,105 persons even when self-employed persons and freelancers are included, the total population of third country nationals in employment and subject to social insurance contributions in Germany is almost seven times higher, at 1,809,839. At 12.3% (198,104) the rate of increase is similar to the previous year, though a little lower.

The main countries of origin reveal both similarities and differences to the analyses based on Table 22. The two most common nationalities among all third country nationals employed on the German labour market are Turkish and Syrian. Turkey clearly leads the countries of origin, with a share of 29.9%. Syria follows up in second place with 5.4%.

While Turkish nationals – due above all to the migration of so-called “guest workers” in the last century – have on average been resident in Germany for a long time or were even born here in the second or third generation, in all likelihood the Syrians in employment primarily comprise migrants who fled their native country as refugees in recent years. At the end of 2018, there is a high instance of Turkish nationals resident on the basis of settlement permits pursuant to Section 9 of the Residence Act and titles issued on family-related grounds, notwithstanding the fact that a major share of this group may be assumed to be former labour migrants and their family members. In contrast, Syrian nationals are for the most part holders of residence titles issued on humanitarian or family-related grounds. At 15.8%, the eight most important countries of origin for asylum applicants also account for a markedly larger share of the total population of employed persons compared to their share of titles issued in the area of labour migration (4.6%).

Similarly to the area of labour migration, in terms of employment as a whole the most important countries include the Western Balkan countries, such as Bosnia and Herzegovina, Serbia and Kosovo, as well as the Russian Federation. The two most common nationalities in the context of labour migration – India and China with a share together of 20.6% – rank only eighth and ten respectively in the assessment of the labour market as a whole, with a joint share of 4.8%.

<sup>25</sup> Federal Labour Office (2018): Beschäftigte nach Staatsangehörigkeiten (Quartalszahlen). Deutschland, Länder und Kreise. 30 September 2018. Nuremberg.

<sup>26</sup> As the data are subject to a waiting period of six months, the quarterly figures for the end of 2018 cannot be used in this report.

**Table 26: Third country nationals who were in employment and subject to social insurance contributions in September 2018, by nationality**

Nationality	Number of third country nationals in employment and subject to social insurance contributions		Difference to same month of the previous year	
	absolute	in %	absolute	in %
<b>Total third country nationals</b>	<b>1,809,839</b>	<b>100.0</b>	<b>198,104</b>	<b>12.3</b>
<b>Main asylum countries<sup>1</sup></b>	<b>286,236</b>	<b>15.8</b>	<b>91,735</b>	<b>47.2</b>
<b>Eastern European third countries<sup>2</sup></b>	<b>141,104</b>	<b>7.8</b>	<b>10,315</b>	<b>7.9</b>
<b>Main countries of origin</b>				
Turkey	541,961	29.9	7,764	1.5
Syria	98,571	5.4	43,437	78.8
Bosnia and Herzegovina	83,786	4.6	6,961	9.1
Russian Federation	82,632	4.6	5,293	6.8
Serbia	79,371	4.0	6,195	8.5
Kosovo	72,943	4.0	8,334	12.9
Afghanistan	53,111	2.9	15,235	40.2
India	48,034	2.7	8,728	22.2
Ukraine	44,797	2.5	3,395	8.2
China	39,167	2.2	2,990	8.3
Other third country nationals	665,466	36.8	89,772	15.6

1 Afghanistan, Eritrea, Iraq, Iran, Nigeria, Pakistan, Somalia and Syria.

2 Ukraine, Russian Federation, Belarus and Moldavia.

Source: Federal Labour Office

Labour migration thus constitutes a part of German migration activity whose significance has increased substantially in recent years and which shows high rates of growth. As yet, however, the number of labour migrants remains at a low level in comparison to other types of immigration, such as forced migration or family reunification. This is duly reflected in the employment figures.



# Annex:

## Issuance of Residence Titles by Federal States

- Third country nationals issued a residence permit or an EU Blue Card
  - Total number of persons
  - Persons who entered Germany in 2018
  - Persons who entered Germany before 2018
  
- Third country nationals issued a settlement permit in 2018
  - Total number of persons
  - Persons who entered Germany in 2018
  - Persons who entered Germany before 2018



### Third-country nationals issued a residence permit in 2018

Total number of persons

	Course of study, preparation for studies (Residence Act, Section 16 (1), (6), (9))	Job seeking after completed studies (Residence Act, Section 16 (5))	Application for course of study (Residence Act, Section 16 (7))	Language courses, school attendance (Residence Act, Section 16b (1))	Vocational training (Residence Act, Section 17 (1))	Job seeking after vocational training (Residence Act, Sections 16b (3) and 17 (3))	Measures to obtain recognition for foreign professional qualifications (Residence Act, Section 17a (1), (5))	Job seeking following recognition of foreign professional qualifications (Residence Act, Section 17a (4))	EU study-related internship (Residence Act, Section 17b (1))	Education and Training	Unqualified employment (Residence Act, Section 18 (3))	Qualified employment (Residence Act, Section 18 (4))	Qualified foreigners whose deportation has been suspended (Residence Act, Section 18a)	Job seeking for qualified skilled personnel (Residence Act, Section 18c)	EU Blue Card (Section 19a of the Residence Act in conj. with Section 2 of the Employment Ordinance)	(Mobile) ICT Card (Residence Act, Sections 19b and 19d)	(Mobile) researchers (Residence Act, Sections 20 (1) and 20b (1))	Job seeking for researchers (Residence Act, Section 20 (7))	Self-employment (Residence Act, Section 21 (1), (2), (2a))	Freelancing (Residence Act, Section 21 (5))	Other residence permits for the purpose of gainful employment	Gainful employment	Under international law or on humanitarian or political grounds	Family reasons	Special residence rights	Total
Baden-Württemberg	14,931	977	20	1,077	2,622	25	240	9	52	19,953	9,047	9,751	49	26	4,704	79	540	3	132	272	37	24,640	43,028	55,937	5,232	148,790
Bavaria	13,197	779	19	1,097	2,287	16	155	7	55	17,612	7,431	10,933	85	53	6,078	234	137	4	217	130	55	25,357	39,121	49,216	5,731	137,037
Berlin	12,427	1,271	31	920	533	16	36	3	9	15,246	1,781	5,651	19	62	4,126	30	582	12	282	2,443	11	14,999	24,055	34,035	2,531	90,866
Brandenburg	1,798	79	6	233	100	0	24	1	12	2,253	413	573	3	6	225	0	94	0	39	20	15	1,388	6,962	4,550	198	15,351
Bremen	2,416	186	3	43	70	2	5	1	5	2,731	189	567	2	3	254	2	6	0	55	25	3	1,106	7,271	6,440	202	17,750
Hamburg	3,457	211	12	390	272	25	31	0	13	4,411	873	1,934	71	7	1,119	25	32	0	131	130	4	4,326	14,559	14,717	608	38,621
Hesse	9,190	513	15	452	642	12	94	7	9	10,934	3,906	7,505	22	25	2,720	181	94	1	193	96	19	14,762	38,574	39,637	3,082	106,989
Lower Saxony	9,232	349	24	571	951	6	159	3	15	11,310	1,872	2,794	33	14	1,432	48	79	2	63	54	23	6,414	45,618	29,615	1,216	94,173
Mecklenburg-Western Pomerania	1,167	38	8	98	133	0	28	0	7	1,479	197	253	5	1	173	9	16	0	9	1	2	666	5,422	2,371	113	10,051
North Rhine-Westphalia	23,911	1,067	78	1,092	1,304	17	260	21	15	27,765	5,232	8,964	59	28	4,047	189	165	0	358	300	66	19,408	124,929	96,921	4,399	273,422
Rhineland-Palatinate	4,176	141	11	226	390	4	41	4	15	5,008	1,754	1,782	6	5	706	6	10	0	140	39	6	4,454	19,754	16,794	1,191	47,201
Saarland	894	31	2	40	93	0	5	0	1	1,066	169	385	1	3	151	0	4	0	14	11	0	738	7,160	4,361	145	13,470
Saxony	6,766	309	18	277	382	4	118	1	5	7,880	600	835	2	10	717	4	380	3	34	58	3	2,646	10,855	7,200	336	28,917
Saxony-Anhalt	3,441	157	2	111	207	3	16	1	5	3,943	245	501	2	2	229	1	15	0	28	21	5	1,049	10,222	4,263	149	19,626
Schleswig-Holstein	1,806	75	12	138	226	1	48	2	6	2,314	639	766	10	0	269	5	15	1	32	21	13	1,771	17,566	10,091	488	32,230
Thuringia	3,107	174	4	110	312	2	20	1	5	3,735	224	627	2	5	291	1	33	2	17	17	7	1,226	8,326	4,256	136	17,679
<b>Total</b>	<b>111,916</b>	<b>6,357</b>	<b>265</b>	<b>6,875</b>	<b>10,524</b>	<b>133</b>	<b>1,280</b>	<b>61</b>	<b>229</b>	<b>137,640</b>	<b>34,572</b>	<b>53,821</b>	<b>371</b>	<b>250</b>	<b>27,241</b>	<b>814</b>	<b>2,202</b>	<b>28</b>	<b>1,744</b>	<b>3,638</b>	<b>269</b>	<b>124,950</b>	<b>423,422</b>	<b>380,404</b>	<b>25,757</b>	<b>1,092,173</b>

Source: Central Register of Foreigners

**Third-country nationals issued a residence permit in 2018**  
**Persons who entered Germany in 2018**

	Course of study, preparation for studies (Residence Act, Section 16 (1), (6), (9))	Job seeking after completed studies (Residence Act, Section 16 (5))	Application for course of study (Residence Act, Section 16 (7))	Language courses, school attendance (Residence Act, Section 16b (1))	Vocational training (Residence Act, Section 17 (1))	Job seeking after vocational training (Residence Act, Sections 16b (3) and 17 (3))	Measures to obtain recognition for foreign professional qualifications (Residence Act, Section 17a (1), (5))	Job seeking following recognition of foreign professional qualifications (Residence Act, Section 17a (4))	EU study-related internship (Residence Act, Section 17b (1))	Education and Training	Unqualified employment (Residence Act, Section 18 (3))	Qualified employment (Residence Act, Section 18 (4))	Qualified foreigners whose deportation has been suspended (Residence Act, Section 18a)	Job seeking for qualified skilled personnel (Residence Act, Section 18c)	EU Blue Card (Section 19a of the Residence Act in conj. with Section 2 of the Employment Ordinance)	(Mobile) ICT Card (Residence Act, Sections 19b and 19d)	(Mobile) researchers (Residence Act, Sections 20 (1) and 20b (1))	Job seeking for researchers (Residence Act, Section 20 (7))	Self-employment (Residence Act, Section 21 (1), (2), (2a))	Freelancing (Residence Act, Section 21 (5))	Other residence permits for the purpose of gainful employment	Gainful employment	Under international law or on humanitarian or political grounds	Family reasons	Special residence rights	Total
Baden- Württemberg	5,246	28	9	704	598	5	126	0	34	6,750	4,215	3,084	2	8	1,508	79	229	0	24	74	11	9,234	1,866	15,276	1,104	34,230
Bavaria	5,129	14	12	705	808	5	110	4	41	6,828	3,526	4,318	1	16	2,348	211	80	0	68	44	19	10,631	3,454	14,784	1,512	37,209
Berlin	4,772	34	22	602	265	0	22	0	6	5,723	1,114	1,452	0	45	2,074	30	180	0	49	605	6	5,555	1,727	7,820	1,076	21,901
Brandenburg	550	3	0	106	42	0	20	0	11	732	237	206	0	3	64	0	53	0	5	5	8	581	578	1,187	73	3,151
Bremen	1,030	10	3	30	19	0	3	0	4	1,099	96	165	0	2	91	2	5	0	24	3	0	388	255	1,832	51	3,625
Hamburg	830	3	2	139	61	0	17	0	11	1,063	308	501	24	1	453	25	29	0	41	36	0	1,418	757	2,838	76	6,152
Hesse	2,369	18	10	270	182	1	53	0	8	2,911	1,744	2,282	0	9	868	174	39	0	31	19	13	5,179	2,327	10,003	661	21,081
Lower Saxony	2,790	13	14	393	320	1	127	0	12	3,670	1,011	953	0	3	448	48	38	0	19	14	11	2,545	2,601	7,616	361	16,793
Mecklenburg- Western Pomerania	342	0	5	54	88	0	16	0	3	508	97	83	0	0	60	9	6	0	0	0	1	256	364	774	46	1,948
North Rhine- Westphalia	7,105	16	38	610	486	3	192	12	13	8,475	2,630	2,825	1	7	1,225	184	112	0	93	89	23	7,189	5,187	19,689	1,016	41,556
Rhineland- Palatinate	1,419	3	3	166	157	0	27	3	11	1,789	913	557	0	3	234	6	2	0	54	13	4	1,786	1,186	4,304	338	9,403
Saarland	281	0	1	38	56	0	3	0	1	380	109	112	0	1	38	0	3	0	6	5	0	274	686	1,089	42	2,471
Saxony	1,824	4	9	191	166	0	98	1	3	2,296	379	303	0	0	224	4	160	0	5	14	0	1,089	736	2,419	161	6,701
Saxony-Anhalt	1,244	3	2	80	108	0	8	0	4	1,449	147	168	0	0	55	1	4	0	6	6	4	391	597	1,450	57	3,944
Schleswig- Holstein	514	0	3	116	71	0	33	1	3	741	328	223	0	0	92	5	8	0	5	5	4	670	1,190	2,658	143	5,402
Thuringia	972	7	3	63	142	0	16	0	3	1,206	118	182	0	1	72	1	23	0	3	1	2	403	669	1,468	48	3,794
Total	36,417	156	136	4,267	3,569	15	871	21	168	45,620	16,972	17,414	28	99	9,854	779	971	0	433	933	106	47,589	24,180	95,207	6,765	219,361

Source: Central Register of Foreigners

**Third-country nationals issued a residence permit in 2018  
Persons who entered Germany before 2018**

	Course of study, preparation for studies (Residence Act, Section 16 (1), (6), (9))	Job seeking after completed studies (Residence Act, Section 16 (5))	Application for course of study (Residence Act, Section 16 (7))	Language courses, school attendance (Residence Act, Section 16b (1))	Vocational training (Residence Act, Section 17 (1))	Job seeking after vocational training (Residence Act, Sections 16b (3) and 17 (3))	Measures to obtain recognition for foreign profes- sional qualifications (Residence Act, Section 17a (1), (5))	Job seeking following recognition of foreign pro- fessional qualifications (Residence Act, Section 17a (4))	EU study-related internship (Residence Act, Section 17b (1))	Education and Training			Unqualified employment (Residence Act, Section 18 (3))	Qualified employment (Residence Act, Section 18 (4))	Qualified foreigners whose deportation has been suspended (Residence Act, Section 18a)	Job seeking for qualified skilled personnel (Residence Act, Section 18c)	EU Blue Card (Section 19a of the Residence Act in conj. with Sec- tion 2 of the Employment Ordinance)	(Mobile) ICT Card (Residence Act, Sections 19b and 19d)	(Mobile) researchers (Residence Act, Sections 20 (1) and 20b (1))	Job seeking for researchers (Residence Act, Section 20 (7))	Self-employment (Residence Act, Section 21 (1), (2), (2a))	Freelancing (Residence Act, Section 21 (5))	Other residence permits for the purpose of gainful employment	Gainful employment	Under international law or on humanitarian or political grounds	Family reasons	Special residence rights	Total
Baden- Württemberg	9,685	949	11	373	2,024	20	114	9	18	13,203	4,832	6,667	47	18	3,196	0	311	3	108	198	26	15,406	41,162	40,661	4,128	114,560		
Bavaria	8,068	765	7	392	1,479	11	45	3	14	10,784	3,905	6,615	84	37	3,730	23	57	4	149	86	36	14,726	35,667	34,432	4,219	99,828		
Berlin	7,655	1,237	9	318	268	16	14	3	3	9,523	667	4,199	19	17	2,052	0	402	12	233	1,838	5	9,444	22,328	26,215	1,455	68,965		
Brandenburg	1,248	76	6	127	58	0	4	1	1	1,521	176	367	3	3	161	0	41	0	34	15	7	807	6,384	3,363	125	12,200		
Bremen	1,386	176	0	13	51	2	2	1	1	1,632	93	402	2	1	163	0	1	0	31	22	3	718	7,016	4,608	151	14,125		
Hamburg	2,627	208	10	251	211	25	14	0	2	3,348	565	1,433	47	6	666	0	3	0	90	94	4	2,908	13,802	11,879	532	32,469		
Hesse	6,821	495	5	182	460	11	41	7	1	8,023	2,162	5,223	22	16	1,852	7	55	1	162	77	6	9,583	36,247	29,634	2,421	85,908		
Lower Saxony	6,442	336	10	178	631	5	32	3	3	7,640	861	1,841	33	11	984	0	41	2	44	40	12	3,869	43,017	21,999	855	77,380		
Mecklenburg- Western Pomerania	825	38	3	44	45	0	12	0	4	971	100	170	5	1	113	0	10	0	9	1	1	410	5,058	1,597	67	8,103		
North Rhine- Westphalia	16,806	1,051	40	482	818	14	68	9	2	19,290	2,602	6,139	58	21	2,822	5	53	0	265	211	43	12,219	119,742	77,232	3,383	231,866		
Rhineland- Palatinate	2,757	138	8	60	233	4	14	1	4	3,219	841	1,225	6	2	472	0	8	0	86	26	2	2,668	18,568	12,490	853	37,798		
Saarland	613	31	1	2	37	0	2	0	0	686	60	273	1	2	113	0	1	0	8	6	0	464	6,474	3,272	103	10,999		
Saxony	4,942	305	9	86	216	4	20	0	2	5,584	221	532	2	10	493	0	220	3	29	44	3	1,557	10,119	4,781	175	22,216		
Saxony-Anhalt	2,197	154	0	31	99	3	8	1	1	2,494	98	333	2	2	174	0	11	0	22	15	1	658	9,625	2,813	92	15,682		
Schleswig- Holstein	1,292	75	9	22	155	1	15	1	3	1,573	311	543	10	0	177	0	7	1	27	16	9	1,101	16,376	7,433	345	26,828		
Thuringia	2,135	167	1	47	170	2	4	1	2	2,529	106	445	2	4	219	0	10	2	14	16	5	823	7,657	2,788	88	13,885		
Total	75,499	6,201	129	2,608	6,955	118	409	40	61	92,020	17,600	36,407	343	151	17,387	35	1,231	28	1,311	2,705	163	77,361	399,242	285,197	18,992	872,812		

Source: Central Register of Foreigners

## Third-country nationals issued a settlement permit in 2018

## Total number of persons

	Graduates of German universities (Residence Act, Section 18b)	Highly qualified persons (Residence Act, Section 19 (1), (2))	Former holders of an EU Blue Card (Residence Act, Section 19a (6))	3 years of self-employment (Residence Act, Section 21 (4))	Gainful employment	Under international law or on humanitarian or political grounds	Family reasons	General (Residence Act, Section 9)	Special residence rights	Total
Baden-Württemberg	452	27	1,685	28	2,192	1,300	6,804	2,091	2,571	12,867
Bavaria	556	21	2,293	24	2,894	1,813	9,103	3,746	4,932	18,742
Berlin	469	16	1,381	33	1,899	2,308	5,653	3,177	3,921	13,781
Brandenburg	43	3	119	5	170	198	753	226	254	1,375
Bremen	59	5	134	15	213	621	775	310	416	2,025
Hamburg	213	11	330	44	598	1,895	4,380	2,347	2,529	9,402
Hesse	395	24	890	40	1,349	1,222	4,415	1,344	1,871	8,857
Lower Saxony	174	14	769	21	978	3,035	5,577	1,731	1,919	11,509
Mecklenburg-Western Pomerania	16	3	71	0	90	134	235	74	78	537
North Rhine-Westphalia	647	71	1,738	123	2,579	9,002	19,501	9,166	9,959	41,041
Rhineland-Palatinate	106	2	287	51	446	1,119	3,668	1,386	1,513	6,746
Saarland	24	2	94	1	121	464	697	238	252	1,534
Saxony	136	9	259	8	412	238	866	221	271	1,787
Saxony-Anhalt	63	2	118	4	187	238	588	178	183	1,196
Schleswig-Holstein	57	5	129	10	201	1,069	1,978	922	995	4,243
Thuringia	53	2	171	3	229	278	616	236	265	1,388
<b>Total</b>	<b>3,463</b>	<b>217</b>	<b>10,468</b>	<b>410</b>	<b>14,558</b>	<b>24,934</b>	<b>65,609</b>	<b>27,393</b>	<b>31,929</b>	<b>137,030</b>

Source: Central Register of Foreigners

## Third-country nationals issued a settlement permit in 2018

## Persons who entered Germany in 2018

	Graduates of German universities (Residence Act, Section 18b)	Highly qualified persons (Residence Act, Section 19 (1), (2))	Former holders of an EU Blue Card (Residence Act, Section 19a (6))	3 years of self-employment (Residence Act, Section 21 (4))	Gainful employment	Under international law or on humanitarian or political grounds	Family reasons	General (Residence Act, Section 9)	Special residence rights	Total
Baden-Württemberg	1	0	3	0	4	71	13	10	35	123
Bavaria	0	1	7	0	8	134	22	12	36	200
Berlin	2	0	3	0	5	68	23	24	27	123
Brandenburg	0	0	1	0	1	3	6	2	2	12
Bremen	0	0	0	0	0	7	7	3	5	19
Hamburg	0	0	0	0	0	24	36	15	15	75
Hesse	1	2	3	0	6	45	16	7	22	89
Lower Saxony	0	3	1	0	4	48	27	7	8	87
Mecklenburg-Western Pomerania	0	0	0	0	0	4	0	0	0	4
North Rhine-Westphalia	3	2	3	0	8	162	122	56	81	373
Rhineland-Palatinate	0	0	0	0	0	27	28	16	18	73
Saarland	0	0	0	0	0	7	4	2	2	13
Saxony	0	1	0	0	1	19	4	0	0	24
Saxony-Anhalt	0	1	0	0	1	9	4	0	0	14
Schleswig-Holstein	0	0	0	0	0	13	11	3	5	29
Thuringia	0	0	0	0	0	6	4	1	1	11
<b>Total</b>	<b>7</b>	<b>10</b>	<b>21</b>	<b>0</b>	<b>38</b>	<b>647</b>	<b>327</b>	<b>158</b>	<b>257</b>	<b>1,269</b>

Source: Central Register of Foreigners

## Third-country nationals issued a settlement permit in 2018

## Persons who entered Germany before 2018

	Graduates of German universities (Residence Act, Section 18b)	Highly qualified persons (Residence Act, Section 19 (1), (2))	Former holders of an EU Blue Card (Residence Act, Section 19a (6))	3 years of self-employment (Residence Act, Section 21 (4))	Gainful employment	Under international law or on humanitarian or political grounds	Family reasons	General (Residence Act, Section 9)	Special residence rights	Total
Baden-Württemberg	451	27	1,682	28	2,188	1,229	6,791	2,081	2,536	12,744
Bavaria	556	20	2,286	24	2,886	1,679	9,081	3,734	4,896	18,542
Berlin	467	16	1,378	33	1,894	2,240	5,630	3,153	3,894	13,658
Brandenburg	43	3	118	5	169	195	747	224	252	1,363
Bremen	59	5	134	15	213	614	768	307	411	2,006
Hamburg	213	11	330	44	598	1,871	4,344	2,332	2,514	9,327
Hesse	394	22	887	40	1,343	1,177	4,399	1,337	1,849	8,768
Lower Saxony	174	11	768	21	974	2,987	5,550	1,724	1,911	11,422
Mecklenburg-Western Pomerania	16	3	71	0	90	130	235	74	78	533
North Rhine-Westphalia	644	69	1,735	123	2,571	8,840	19,379	9,110	9,878	40,668
Rhineland-Palatinate	106	2	287	51	446	1,092	3,640	1,370	1,495	6,673
Saarland	24	2	94	1	121	457	693	236	250	1,521
Saxony	136	8	259	8	411	219	862	221	271	1,763
Saxony-Anhalt	63	1	118	4	186	229	584	178	183	1,182
Schleswig-Holstein	57	5	129	10	201	1,056	1,967	919	990	4,214
Thuringia	53	2	171	3	229	272	612	235	264	1,377
<b>Total</b>	<b>3,456</b>	<b>207</b>	<b>10,447</b>	<b>410</b>	<b>14,520</b>	<b>24,287</b>	<b>65,282</b>	<b>27,235</b>	<b>31,672</b>	<b>135,761</b>

Source: Central Register of Foreigners

## ABOUT THE AUTHOR

Johannes Graf is a research associate at the Research Centre for Migration, Integration and Asylum at the Federal Office for Migration and Refugees (Division FIII - Migration and Integration: Monitoring and Series of Reports).

Contact:  
johannes.graf@bamf.bund.de

## IMPRINT



### **Publisher:**

Bundesamt für Migration und Flüchtlinge  
Forschungszentrum Migration, Integration und Asyl  
90461 Nürnberg

### **Date:**

07/2019

### **Layout:**

Bundesamt für Migration und Flüchtlinge (BAMF)

### **Download:**

<https://www.bamf.de/DE/Themen/Forschung/Veroeffentlichungen/veroeffentlichungen-node.html>

### **Picture:**

Cover: iStock

### **Suggested citation:**

Graf, Johannes (2019): Migration Monitoring: Educational and Labour Migration to Germany. Annual Report 2018. Reports on Migration and Integration. Series 1. Nuremberg: Research Centre for Migration, Integration and Asylum at the Federal Office for Migration and Refugees.

The reproduction and distribution for free of the complete text or parts of it are permitted for non-commercial purposes, provided that the source is quoted. Prior consent of the Federal Office is required for distribution of the complete text or parts of it via electronic systems or data carriers. All other rights reserved.

### **Visit us:**



[www.facebook.com/bamf.socialmedia](https://www.facebook.com/bamf.socialmedia)  
@BAMF\_Dialog