



Federal Office  
for Migration  
and Refugees

**REPORTS ON MIGRATION AND INTEGRATION – SERIES 1**

# Migration Monitoring: Educational and Labour Migration to Germany

Annual Report 2019

Johannes Graf



Forschung



**Research Centre**  
Migration, Integration and Asylum



# Contents

<b>Contents</b>	<b>2</b>
<b>Summary</b>	<b>3</b>
<b>1. Introduction and Database</b>	<b>7</b>
<b>2. Relevant Legal and Political Developments in the Year under Review</b>	<b>9</b>
<b>3. Issuance of Residence Titles</b>	<b>11</b>
3.1 Overview of the Issuance of Residence Titles	11
3.2 Residence Permits in the Context of Educational Migration	14
3.3 Residence Permits in the Context of Labour Migration	17
3.3.1 Skilled Labour	22
3.3.2 Employment without Qualification Requirements	23
3.4 Settlement Permits in the Context of Labour Migration	25
<b>4. Change of Status in the Context of Education and Employment</b>	<b>27</b>
4.1 Change of Status from Education to Gainful Employment	28
4.2 Change of Status from Job Seeking to Gainful Employment	29
4.3 Changes of Status to an EU Blue Card	30
4.4 Change of Status from Education or Employment to Other Residence Titles	30
<b>5. Third Country Nationals Resident in Germany in the Context of Educational and Labour Migration</b>	<b>33</b>
5.1 Educational Migration	33
5.2 Labour Migration	34
5.2.1 Skilled Labour	36
5.2.2 Employment without Qualification Requirements	37
<b>6. Third Country Nationals on the German Labour Market</b>	<b>38</b>
<b>References</b>	<b>40</b>
<b>Annex:</b>	
<b>Issuance of Residence Titles by Federal States</b>	<b>41</b>

# Summary

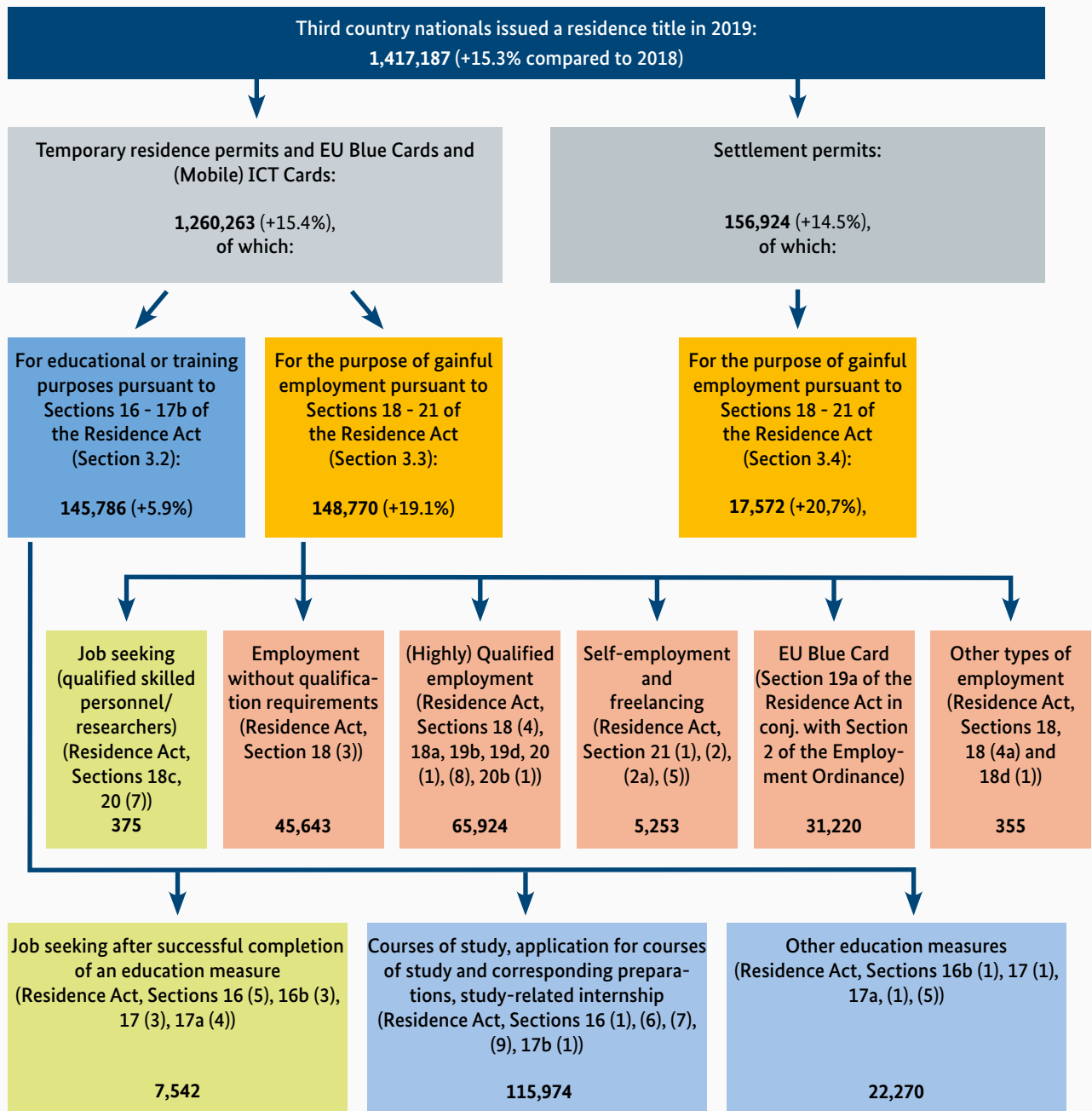
## KEY TRENDS

- In 2019 as a whole, the sum total of residence titles issued to third country nationals rose by 15.3% compared to the previous year. The rate of increase was substantially higher for residence permits in the area of labour migration (+19.1%) than in the field of educational migration (+5.9%).
- The area of educational migration saw a particularly pronounced rise in the number of persons issued a title for vocational training, for job seeking after completed studies and for measures to obtain recognition of a foreign professional qualification. In the field of labour migration, substantial rises were to be observed with regard to titles for employment which does not require qualifications, for qualified foreigners whose deportation was suspended, for researchers and ICT Cards.
- The vast majority of titles were issued to persons who had entered Germany prior to the year under review (in connection with extensions, changes of status or the initial issue of titles in the year following their entry into Germany). At the same time, the number of educational and labour migrants resident in Germany also grew substantially last year (+5.6% and +18.9% respectively).
- China remains the leading country for educational migration in quantitative terms, while India heads the rankings with regard to labour migration.

## RELEVANT LEGAL AND POLITICAL DEVELOPMENTS IN THE YEAR UNDER REVIEW – CHAPTER 2

- The adoption of the “Skilled Labour Immigration Act” by the German Parliament in June 2019 paved the way for a further liberalisation of Germany’s immigration policy.
- In addition to a reorganisation of the law regarding rights of residence in the area of educational and labour migration, this act in particular facilitated the immigration of skilled workers from third countries to Germany.
- Since the act entered into force on 1 March 2020, persons with offers of work who hold recognised vocational qualifications or academic degrees have generally been entitled to migrate to Germany regardless of their field of employment. This marks the end of the policy whereby the immigration options for non-academic skilled workers were largely limited to designated understaffed occupations.
- Migration for the purposes of job seeking or searching for a trainee position is from now on also possible under specific conditions.

## ISSUANCE OF RESIDENCE TITLES – CHAPTER 3



- According to the Central Register of Foreigners, a total of 145,786 educational and 166,342 labour migrants (= third country nationals with residence titles directly related to educational or training measures or (the search for) employment) received a corresponding residence title in 2019. This represents a share of 22.0% of all persons who received a residence title in 2019.
- 7,917 of these persons received a residence title for the purpose of job seeking. 119,969 were registered as skilled personnel in gainful employment (see Section 3.3.1 for definition), corresponding to a share of 72.1% of all persons issued with titles in the context of labour migration.
- Of all the persons who received a residence title for educational or employment purposes in 2019, only 31.7% actually entered Germany in the same year. This means that a clear majority was previously resident in Germany.

## CHANGE OF STATUS IN THE CONTEXT OF EDUCATION AND EMPLOYMENT – CHAPTER 4

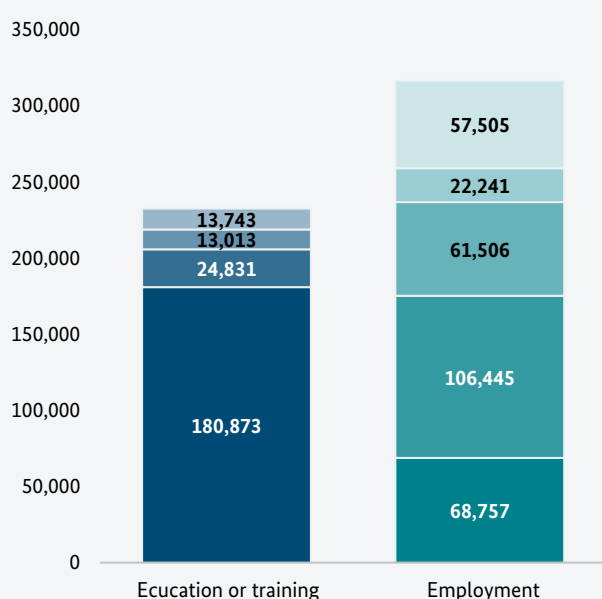
- The largest share of changes of status in the context of educational and labour migration took place within the titles relating to labour migration (24,490 persons), from residence permits for educational or training purposes to titles relating to employment (16,694), and within the titles pertaining to educational migration (12,577).
- The taking-up of (highly) qualified employment following training or studies in Germany (incl. residence for job seeking purposes) and changes from an existing form of employment to an EU Blue Card play a major role here. As such, the main focus with regard to changes of status is on transitions to (highly) qualified employment.

## THIRD COUNTRY NATIONALS RESIDENT IN GERMANY IN THE CONTEXT OF EDUCATIONAL AND LABOUR MIGRATION – CHAPTER 5

The following figure shows the number of third country nationals resident in Germany with residence titles in the context of educational or labour migration as per 31 December 2019 according to the Central Register of Foreigners:

- 232,460 persons were registered with titles for educational or training purposes (pursuant to Sections 16 - 17b of the Residence Act), representing a rise of 5.6% compared to the previous year. The most common countries of origin of resident educational migrants were China, India and the USA. Around half of these persons (48.9%) were under 26 years of age, and the female share stood at 44.8%.

- 316,454 persons were resident in Germany for the purposes of gainful employment (pursuant to Sections 18 - 21 of the Residence Act). This represents an increase of 18.9% in this figure since December 2018. Skilled workers in gainful employment made up a share of 77.2% of all persons resident in the context of labour migration. The main countries of origin of resident labour migrants were India, Bosnia and Herzegovina as well as China. This group is substantially older than the persons comprising educational migration (10.1% aged under 26) and also has a lower share of women, at 31.5%.



### Education or training:

Courses of study and preparations (Residence Act, Sections 16 (1), (6), (9))

Vocational training (Residence Act, Section 17 (1))

Language courses, school attendance (Residence Act, Section 16b (1))

Other residence permits

### Employment:

Employment without qualification requirements (Residence Act, Section 18 (3))

Qualified Employment (Residence Act, Section 18 (3))

EU Blue Card (Section 19a of the Residence Act in conj. with Section 2 of the Employment Ordinance)

Other residence permits

Settlement permits



## THIRD COUNTRY NATIONALS ON THE GERMAN LABOUR MARKET – CHAPTER 6

- The Central Register of Foreigners only allows conclusions regarding participation in the labour market of resident persons holding a residence title in the area of labour migration. However, the Federal Employment Agency shows a substantially higher total number of third country nationals in employment and subject to social insurance contributions in Germany in September 2019, at 1,987,406.
- As such, the residence titles issued in the area of educational and labour migration provide only an incomplete picture of the significance of third country nationals to the German labour market. This is attributable to the fact that immigrants who hold other residence titles, e.g. from the humanitarian field or in the area of family reunification, also have access to employment.
- Over a quarter (27.3%) of third country nationals in gainful employment are of Turkish nationality, while the eight leading countries of origin for asylum applicants make up a further 17.9%. The Western Balkans also play a key role here (17.7%).
- In all, the number of third country nationals in gainful employment was 9.8% up on the corresponding month in the previous year. Particularly large increases applied to Syria (+31.4%) and India (+24.5%), for example.

# 1. Introduction and Database

As part of the series “Reports on Migration and Integration”, the report “Migration Monitoring” published by the Research Centre at the Federal Office for Migration and Refugees focuses specifically on immigration for the purposes of education and employment. The aim of the report is to obtain information for the purposes of managing migration and to provide qualified advice in the field of political decision-making. The Migration monitoring also supports people working in the fields of science and journalism and serves to inform the public.

To this end, the monitoring draws on statistical analyses from the Central Register of Foreigners (CRF) which are based on the residence titles issued by the foreigners’ authorities. For nationals of the European Union (EU), who do not require such a residence title as they enjoy freedom of movement within the EU, it is not possible to undertake any differentiation according to reasons for residence. In the case of third country nationals, a differentiated analysis of immigration according to purposes of residence is possible. The residence titles issued by the local foreigners’ authorities (residence and settlement permits, EU Blue Cards and (Mobile) ICT Cards<sup>1</sup>) are entered in the CRF. In addition to the residence titles issued for educational and employment purposes which are central to this report, the registered titles also include such which are issued for family reasons or on humanitarian grounds. This sub-division is possible on the basis of the respective sections of the German Residence Act, which regulates the stated four groups in individual sections.<sup>2</sup>

Third country nationals who wish to work in Germany are not explicitly required to hold a residence title for employment purposes. Unrestricted access to the labour market also applies to family members immigrating to Germany for the purposes of family reunification, for example. Most residence titles issued under international law or on humanitarian or political grounds also entitle the holder to pursue employment. A similar situation also applies to educational measures, such as to take up a course of studies. As such, the Migration Monitoring does not assess the full employment potential of third country nationals or their participa-

tion in the education system, but rather focuses on persons whom the CRF indicates to have entered Germany or to be resident here for the purposes of education or employment.

As substantial labour resources also result from the migration of EU nationals (according to the CRF, almost 90% of EU nationals migrating to Germany in 2019 were in the working age group from 16 to 64), a further report from the Research Centre, entitled “Freedom of Movement Monitoring: Migration of EU Nationals to Germany” (Graf, 2020) is appearing in parallel with this Migration Monitoring report. The stated report presents all the CRF figures on immigration and emigration and the residence of EU nationals in the same reporting period.

This report is concerned solely with residence titles pursuant to the German Residence Act (Residence Act, Section 4) which are issued by the German foreigners’ authorities following entry into Germany (i.e. without visas). Consequently, the following does not consider nationals of the EU, the European Economic Area (EEA) and Switzerland who enjoy freedom of movement, neither does it cover such persons’ family members who do not hold such a nationality<sup>3</sup> or third country nationals who are resident in Germany by virtue of a suspension of removal. The statistics further exclude persons who, following their entry into Germany, are still awaiting issuance of a residence title or are currently passing through the asylum procedure with permission to remain pending the asylum decision.<sup>4</sup>

In the absence of any explicit statement to the contrary, the presented data are based solely on personal statistics. Wherever a third country national received several residence titles within the reporting period, only the most recently issued residence title was considered in analysing the data from the CRF. This avoids any individual being included more than once in the issuance statistics.

This report is furthermore based on a three-month follow-on period up to 31 March 2020. As such, residence titles which were issued in the period from 1 January to 31 December 2019 but not entered in the CRF until the first quarter of 2020 are also considered in the report. This

1 For the sake of clarity, both EU Blue Cards and (Mobile) ICT Cards are included under the term ‘residence permit’ in the following. Similarly, the EU long-term residence permit (pursuant to Section 9a of the Residence Act) is also included under the term ‘settlement permit’.

2 Residence titles which do not fit into these categories are referred to as ‘special residence rights’. Such titles include the settlement permit pursuant to Section 9 of the Residence Act and the EU long-term settlement permit pursuant to Section 9 of the Residence Act, for example.

3 These receive a (long-term) residence card in accordance with the relevant law or treaty on freedom of movement.

4 For further information on these groups, see the BAMF publication “Das Bundesamt in Zahlen”, for example, or the Federal Government’s Migration Report.



enhances the validity of the data, as longer processing times at the foreigners' authorities receive due consideration.

As a result of the analytical logic on which this report is based, the presented figures differ from those published in the Federal Government's "Migration Report" or the BAMF publication "Das Bundesamt in Zahlen" ("The Federal Office in Numbers"), for example. While in the Migration Monitoring the emphasis is on the period of issue, i.e. only residence titles issued in the reporting period are considered, the two stated publications focus first and foremost on the period of immigration, i.e. all persons who entered Germany in the reporting period are presented, irrespective of whether they were issued with a residence title in the year concerned. Discrepancies between these analytical approaches arise, for example, from the fact that regular visas for third country nationals are valid for at least three months, in view of which persons who enter the country towards the end of a reporting year only apply for their residence title in the first months of the following year. The asylum procedure can also take some time, as a result of which the year of entry and the year of issuance may differ. While the Migration Report and "Das Bundesamt in Zahlen" include these persons in the year in which they enter Germany, they do not appear in the Migration Monitoring until the following reporting year. Consequently, the number of persons entering the country and receiving a residence title in the reporting year (Chapter 3 of this report) is inherently lower than the number of immigrating persons stated in the Migration Report or "Das Bundesamt in Zahlen".

The following report begins with an overview of relevant political and legal changes in the reporting year in the area of migration for education and employment purposes (Chapter 2). This is followed by a presentation of all third country nationals who received a residence title in 2019 (Chapter 3). Differentiation is possible here according to year of entry, purposes of residence, age and gender of the persons concerned. Chapter 4 examines changes of status in detail, i.e. persons who already held a residence title and switched to a different title in the reporting period. Following an overview of the third country nationals resident in Germany for the purpose of education or employment at the end of the reporting period (Chapter 5), this publication closes with a look at the situation of all third country nationals on the German labour market by reference to data from the Federal Employment Agency (Chapter 6).



## 2. Relevant Legal and Political Developments in the Year under Review

The Federal Cabinet adopted a draft “Skilled Labour Immigration Act” as part of the Federal Government’s strategy on skilled labour back in December 2018 (Federal Ministry of the Interior, Building and Community 2018). The act was passed by the German Bundestag in slightly amended form on 7 June 2019 and entered into force on 1 March 2020.<sup>5</sup> This means that the legal amendments presented below are not relevant to the annual statistics for 2019 which are considered in this report.

The new act did not establish an immigration code, such as had been called for from several experts (cf. The Expert Council of German Foundations on Integration and Migration 2017). Rather, the law regarding educational and, in particular, labour migration was revised by amending the existing legislation, first and foremost in the Residence Act and the Employment Ordinance.

The most crucial change resulting from the Skilled Labour Immigration Act is the abolishment of the priority check (‘Vorrangprüfung’) for immigrants with qualified vocational training which has been recognised as equivalent to a corresponding training in Germany. This means that for the purposes of concluding an employment contract in Germany – which continues to constitute an essential precondition for labour migration – it is no longer necessary for the Federal Employment Agency to check whether the post concerned could be filled by Germans or other EU citizens of equal labour market status. However, the priority check can be re-introduced at short notice by decree for certain occupations or regions. The priority check also continues to apply for the purposes of taking up vocational training. The act also marks an end to the preferential treatment of understaffed occupations with regard to the immigration of non-academic skilled workers and the practice of largely restricting the immigration to these occupations.<sup>6</sup> However, persons aged over 45 are required to furnish proof of a minimum salary<sup>7</sup> or adequate provision for old age. Specialists within the IT sector are even able to immigrate without

professional qualifications, provided that they have acquired at least three years of professional experience in the last seven years and possess an employment contract with a minimum salary<sup>8</sup> and adequate proficiency in German.

Both academic and non-academic skilled workers can also receive a special settlement permit after only four years, as opposed to the previous practice in accordance with Section 9 of the Residence Act (five years). The previously applicable special arrangements for holders of EU Blue Cards continue to apply (after 33 months, or 21 months in case of adequate proficiency in German).

In addition to these measures to facilitate immigration for persons who already have an employment contract, persons with recognised occupational qualifications are also offered the possibility of coming to Germany for a limited period to seek employment. This was previously only possible for graduates. Prerequisites here are a knowledge of German (generally level B1) and the foreigner’s ability to support themselves, as there is no entitlement to social benefits. Probationary work comprising up to ten hours per week is possible. The Federal Ministry of Labour and Social Affairs is able to exclude individual occupations from these provisions.

Further simplifications to procedures and administrative aspects, for example by pooling responsibilities at a central foreigners authority in each federal state, constitute a further element of the Federal Government’s strategy for skilled workers. The expedited process, which employers in Germany can initiate at the competent foreigners authority subject to a charge of 411 euros, is additionally intended to encourage the migration of skilled workers. Supporting measures, such as advertising campaigns in cooperation with the business sector, faster recognition of foreign academic qualifications and the increased promotion of German language skills abroad in particular, are also intended to play a decisive role in facilitating implementation of the strategy (Federal Government 2020).

The Skilled Labour Immigration Act also introduced new provisions in the area of educational migration. By way of

<sup>5</sup> The following content of this chapter also appears in slightly amended form as Chapters 3.2.2 and 3.4.2 in the EMN Policy Report for 2019 (European Migration Network/Federal Office for Migration and Refugees (2020)).

<sup>6</sup> See also: Graf/Heß (2020).

<sup>7</sup> 55% of the annual earnings ceiling of the statutory pension scheme (Section 18 (2) No. 5 of the Residence Act).

<sup>8</sup> 60% of the annual earnings ceiling of the statutory pension scheme (Section 6 of the Employment Ordinance).

example, there is no longer a standard level of language proficiency stipulated for the issuance of residence permits for study purposes, in contrast to the previous provisions. Instead, the act requires confirmation of whether the foreigner possesses the necessary language proficiency for the specific course of study concerned. As previously, such verification is only required where due proficiency has not already been verified in the course of admission by the further education establishment. According to the government's explanatory reasoning behind the act, the required proficiency corresponds in most cases to level B2 at least.

In addition, the options for changing to other residence titles have been standardised and, in some instances, broadened. Under the provisions of the Skilled Labour Immigration Act, it is solely possible to switch from a residence title for study purposes to a title to obtain vocational qualifications or for employment purposes or to titles to which a legal entitlement applies. In parallel with these provisions, the new arrangements for (further) vocational training also offer options for switching from a measure which has not yet been completed to a residence permit for the purposes of gainful employment.

For the purposes of obtaining a settlement permit, persons who have completed vocational training in Germany are treated in the same manner as graduates of higher education institutions. The required duration of employment for both of these groups is two years.

The issuance of a residence title for the purpose of measures to obtain recognition for an existing vocational qualification in Germany has also been facilitated. It is now possible to extend the validity of the residence permit from 18 months by a maximum of six months, resulting in a maximum period of validity of 24 months.<sup>9</sup> On expiry of this maximum period, a residence permit for a course of study, vocational training or gainful employment can also be issued, provided that the necessary requirements are met.

While the act does provide new means for foreigners to come to Germany without occupational qualifications in order to seek a trainee position, these entail major hurdles. Prerequisites include an age of under 25, secure means of subsistence, a good knowledge of German and a school-leaving certificate from a German school abroad or a school-leaving qualification entitling the holder to take up further education in Germany or their native country, for example. In addition, the priority check applies here.

Initial effects of the Skilled Labour Immigration Act in the context of the Migration Monitoring will be presentable in the 2020 annual report at the earliest.

The Aliens Employment Promotion Act also entered into force on 1 August 2019. This is intended to encourage the recruitment of both EU nationals and third country nationals for training measures in Germany in the context of the skilled labour migration. To this end, measures have been introduced to facilitate access to educational grants for these groups, e.g. in the area of vocational training endowment or for preparatory measures relating to training or employment.

<sup>9</sup> Exceptions apply with regard to placement agreements between the Federal Employment Agency and the labour authorities of the countries of origin concerning special vocational qualifications, e.g. in the health sector.

### 3. Issuance of Residence Titles

#### Note on the applied methodology:

The Migration Monitoring considers the issuance of residence titles to third country nationals within the period under review. To this end, the data from the CRF for 2019 as a whole were evaluated as per the date of retrieval on 31 March 2020. This three-month follow-on period enables the inclusion of residence titles which were issued in 2019 but not entered in the CRF until the first quarter of 2020. Third country nationals who entered Germany in 2019 but did not receive their title until the first quarter of 2020 are not included and will not be taken into consideration until the following reporting year. In the BAMF publication “Das Bundesamt in Zahlen” and the Federal

Government’s Migration Report, the focus is on the act of immigration itself, in view of which the cases stated above are included in the reporting year in which their immigration took place. As a result of this discrepancy regarding the purview of the respective reports, the figures stated in the Migration Monitoring for titles issued to foreigners who entered Germany in the reporting year are inherently lower than the immigration figures stated for the given reporting year in the Migration Report and “Das Bundesamt in Zahlen”.

The focus of this chapter is on the number of third country nationals who were issued a temporary residence title in the form of a residence permit (incl. EU Blue Cards and (Mobile) ICT Cards) or a permanent residence title in the form of a settlement permit (incl. EU long-term residence permits) in Germany in 2019.

#### 3.1 Overview of the Issuance of Residence Titles

At first, all persons who were issued a residence title in the reporting period are considered, followed by a focus on educational and labour migration.

**Table 1: Third country nationals who were issued a residence or settlement permit in 2019, by purpose of stay and year of entry**

	Total number of issues in 2019	Change comp. to previous year	Issues in 2019 following...	
			Entry in 2019	Entry before 2019
<b>Residence permits</b>	<b>1,260,263</b>	<b>+168,090 (15.4%)</b>	<b>223,667</b>	<b>1,036,596</b>
Education	145,786	+8,146 (5.9%)	46,328	99,458
Gainful employment	148,770	+23,820 (19.1%)	52,439	96,331
International law, humanitarian or political reasons	530,823	+107,401 (25.4%)	22,003	508,820
Family reasons	407,651	+27,247 (7.2%)	95,593	312,058
Special residence rights	27,233	+1,476 (5.7%)	7,304	19,929
<b>Settlement permits</b>	<b>156,924</b>	<b>+19,894 (14.5%)</b>	<b>1,149</b>	<b>155,775</b>
Gainful employment	17,572	+3,014 (20.7%)	51	17,521
International law, humanitarian or political reasons	32,418	+7,484 (30.0%)	501	31,917
Family reasons	68,395	+2,786 (4.2%)	303	68,092
Special residence rights	38,539	+6,610 (20.7%)	294	38,245
<b>Total</b>	<b>1,417,187</b>	<b>+187,984 (15.3%)</b>	<b>224,816</b>	<b>1,192,371</b>

Source: Central Register of Foreigners

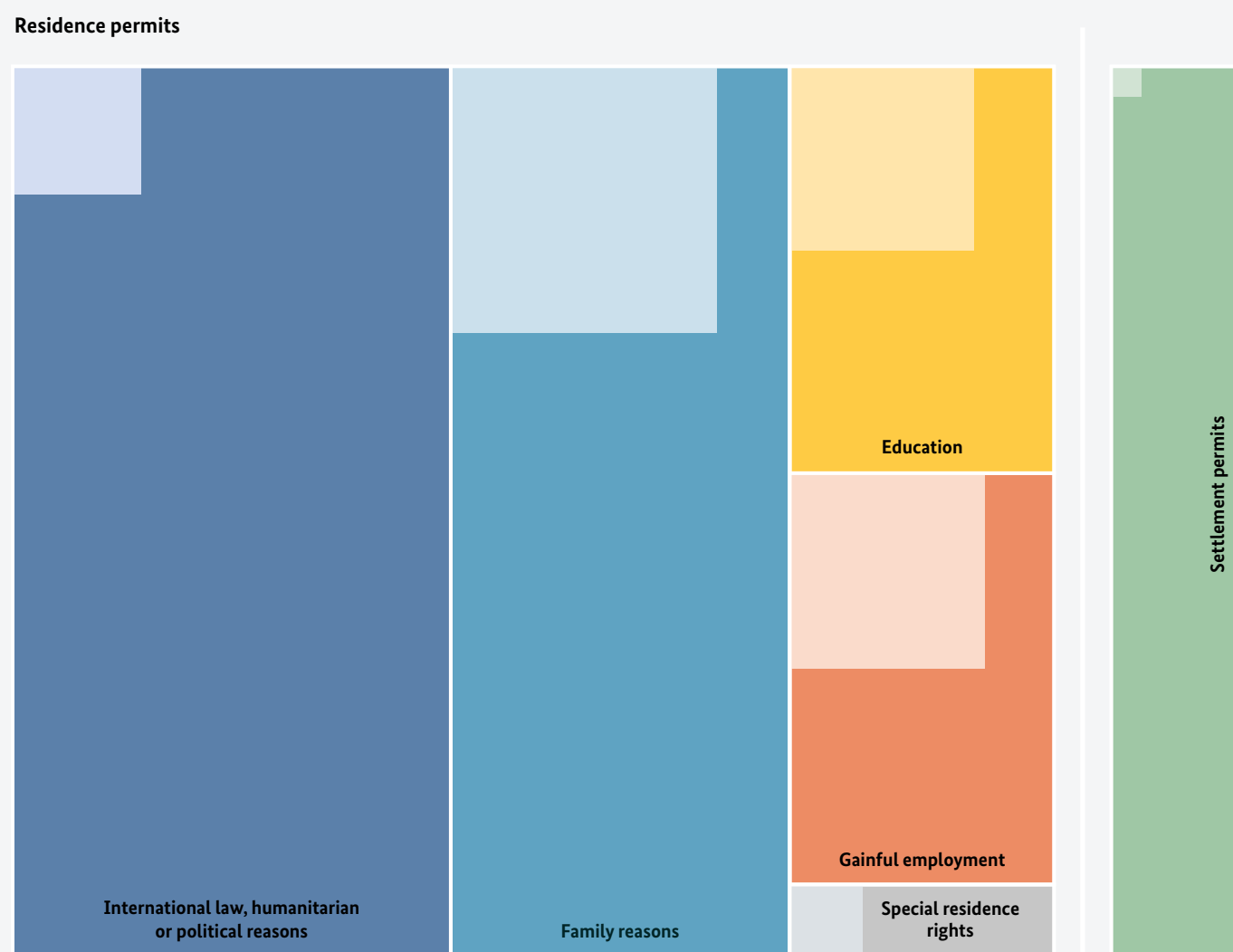
In order to ensure that no one is included in the statistics more than once, in the case of persons who received several residence titles in the period from January to December 2019 (as a result of switching from one residence title to another, for example), only the last residence title to be issued is taken into consideration. Separate statistics relating to selected forms of change of status are presented in Chapter 4 below. The following chapter also differentiates according to whether the persons concerned entered Germany in the reporting period or were already resident in the country (entry in 2019/entry before 2019).

In 2019 as a whole, residence permits were issued to 1,260,263 third country nationals (2018: 1,092,173 persons) and settlement permits were issued to 156,924 third

country nationals (2018: 137,030 persons) (Table 1).<sup>10</sup> Of this total of 1,417,187 persons, 84.1% were already resident in Germany prior to 2019, while 15.9% entered Germany in the course of the year. This means that the majority of those who received a residence title in 2019 were either persons who had already held a residence title previously and changed their title in 2019 (referred to below as ‘change of status’) or extended their existing title, or persons who did not receive a title until the year after their entry into Germany on account of applicable visa conditions or protracted

<sup>10</sup> The presented figures include instances in which a person was issued with a new electronic residence title (eRT) after losing their initial eRT or on renewal of their foreign passport documents. Although this does not constitute the issuance of a new residence title, such instances cannot be differentiated in the CRF.

**Figure 1: Third country nationals issued a residence title in 2019, by right of residence, purpose of residence and year of entry**



Total number of issuances: big boxes  
With entry in 2018: small boxes

Source: Central Register of Foreigners

application processes (see Introduction). Of the 224,816 persons who entered Germany in 2019, 223,667 received a residence permit and 1,149 a settlement permit, whereby the latter category consisted for the most part of persons who had previously resided in Germany and re-entered the country.

An increase compared to the previous year is to be observed in both the number of residence permits granted as a whole (+15.4%) and the number of issued settlement permits (+14.5%). However, a look specifically at the residence titles issued to persons who entered Germany in the period under review shows a substantially smaller rise of only 1.9% in comparison to 2018 (+4,186 persons). This is attributable to changes in the area of immigration on humanitarian grounds, among other factors. As a result of the high level of forced migration in 2015/2016, this area continues to account for the largest proportion of the residence titles issued to third country nationals in the period under review. Although the overall number of titles issued also increased here, a decline in the number of titles issued to persons entering Germany in the year under review is to be observed. This is attributable to an increased impact of extensions and changes of status and the issuance of titles to persons born in Germany.

With regard to the temporary residence titles, persons granted titles under international law or on humanitarian or political grounds in 2019 make up the largest share, at 42.1% (see Figure 1). The share itself has risen again slightly in comparison to 2018, when it fell for the first time since 2013 (2013: 18.0%; 2014: 22.1%; 2015: 27.8%; 2016: 43.4%; 2017: 43.6%; 2018: 38.8%). Family grounds account for a

further major share of the temporary residence titles issued, at 32.3% (2018: 34.8%). Residence permits issued in connection with an educational or training measure or with gainful employment make up substantially smaller groups, at 11.6% and 11.8% respectively.

A look at the nationalities of all persons who were issued a residence or settlement permit in 2019 shows that just over one quarter (25.2%) of these persons originate from Syria. This correlates directly with the quantitative significance of the titles issued on humanitarian grounds. Turkey and Afghanistan follow up in second and third place in the ranking of the most common nationalities (Table 2). While Afghan nationals were most frequently granted residence permits on humanitarian grounds, residence and settlement permits were issued to Turkish nationals most frequently on family-related grounds. Among the ten most common countries of origin, only India and China show an issuance structure predominated by residence titles issued in connection with an educational or training measure or with employment.

As Section 27 (5) of the Residence Act provides family members coming to Germany for the purposes of family reunion with unrestricted access to the German labour market, the holders of residence titles issued on family grounds constitute a substantial pool of labour resources. Most residence titles issued under international law or on humanitarian or political grounds also entitle the holder to pursue employment. It is not possible to establish how many of these persons are actually participating in the labour market by reference to the data compiled in the CRF (see also the analysis of labour market statistics in Chapter 6).

**Table 2: Third country nationals who were issued a residence or settlement permit in 2019, by most common nationalities (figures for 2018 for purposes of comparison)**

Rank	Nationality	Residence titles issued in 2019		Residence titles issued in 2018		
		Number	Share	Number	Share	Rank
1	Syria	357,162	25.2%	256,485	20.9%	1
2	Turkey	98,025	6.9%	99,453	8.1%	2
3	Afghanistan	70,177	5.0%	68,676	5.6%	3
4	Iraq	64,522	4.6%	54,338	4.4%	4
5	Kosovo	63,525	4.5%	53,715	4.4%	5
6	India	55,046	3.9%	46,214	3.8%	7
7	China	51,687	3.6%	51,025	4.2%	6
8	Serbia	45,191	3.2%	35,695	2.9%	9
9	Russian Federation	38,907	2.7%	39,100	3.2%	8
10	Bosnia and Herzegovina	38,492	2.7%	33,995	2.8%	10
	Other third country nationals	534,453	37.7%	490,507	39.9%	
<b>Total</b>		<b>1,417,187</b>	<b>100.0%</b>	<b>1,229,203</b>	<b>100.0%</b>	

Source: Central Register of Foreigners

A proportion of the residence titles are issued directly in connection with training, education or employment. Persons holding these titles are referred to in the following as educational and labour migrants. This group consists on the one hand of the 294,556 persons holding residence permits issued in 2019 for the purpose of education (145,786 persons) or employment (148,770 persons) and on the other hand of the 17,572 persons whose settlement permits are linked to gainful employment. This total of 312,128 persons issued titles in connection with educational and labour migration accounts for a 22.0% share of all third country nationals who were issued a residence title in 2019. Of the sum total of educational and labour migrants, 46,328 and 52,490 respectively (31.8% and 31.6% respectively) entered Germany in 2019. Overall, the numbers were up on the previous year with regard both to titles issued for training purposes (+5.9%) and to temporary and permanent titles issued for employment purposes (+19.1% and +20.7% respectively).

A breakdown of residence permits for training and employment purposes according to the federal state to which the responsible foreigners authority belongs (see Table 3) reveals marked differences in the shares of these two groups in the total temporary residence titles issued for the respective federal states. Bavaria shows the highest share (17.4%) of labour migrants among all persons who received a residence permit in 2019, for example, but ranks only in the mid-range with regard to educational migration,

at 9.6%. The precise opposite applies to Saxony, at 10.0% and 20.5% respectively. Saxony-Anhalt shows the greatest disparity between these two shares, at 17.3% and 5.9% respectively. Other states, such as Berlin, rank in the upper range in both areas, at 15.0% and 17.3% respectively, while Schleswig-Holstein and the Saarland are examples of federal states with low figures for both groups.

A more detailed analysis according to federal states is not appropriate here on account of the scope of data involved. Corresponding statistics showing a breakdown of all titles issued in the respective federal states according to year of entry and the different types of residence title are to be found in the annex to this report.

The following sections of this chapter consider the individual groups within the area of educational and labour migration in detail.

## 3.2 Residence Permits in the Context of Educational Migration

A look at the educational migrants shows that a total of 145,786 third country nationals received a residence permit

**Table 3: Third country nationals who were issued a residence permit in 2019, by the federal state of the responsible immigration authority and the basis for issuance**

Federal state	Total number of residence permits issued in 2019	Including	
		Educational migration	Labour migration
Baden-Württemberg	191,364	10.4%	17.2%
Bavaria	190,196	9.6%	17.4%
Berlin	110,912	15.0%	17.3%
Brandenburg	23,192	11.1%	8.0%
Bremen	23,591	12.2%	6.2%
Hamburg	54,121	8.5%	11.1%
Hesse	126,526	9.5%	14.7%
Lower Saxony	124,028	9.7%	7.2%
Mecklenburg-Western Pomerania	12,796	12.3%	6.5%
North Rhine-Westphalia	342,959	8.6%	7.8%
Rhineland-Palatinate	66,668	8.2%	9.1%
Saarland	20,079	6.0%	4.7%
Saxony	39,662	20.5%	10.0%
Saxony-Anhalt	24,812	17.3%	5.9%
Schleswig-Holstein	42,359	5.9%	5.9%
Thuringia	23,922	16.9%	7.2%
<b>Total Germany</b>	<b>1,417,187</b>	<b>10.3%</b>	<b>11.7%</b>

Source: Central Register of Foreigners

for educational purposes<sup>11</sup> in 2019 (see Table 4); this was 8,146 more (+5.9%) than in 2018. However, more than two thirds of the persons concerned here (68.2%) entered Germany before 2019.

The increase over the previous year was primarily attributable to the higher number of residence permits issued for the purposes of study or preparation for studies in Germany pursuant to Section 16 (1), (6) and (9) of the Residence Act. At an additional count of 3,536 persons, or 3.2%, the increase was less than half as high as in the previous year (2018: +8,298 persons or +8.0%). These residence titles for students thus accounted for 79.2% of all residence permits issued for education and training purposes.

13,424 persons received a residence permit for vocational training pursuant to Section 17 (1) of the Residence Act, corresponding to an increase of 2,900 persons or 27.6% over the previous year, while 6,970 persons were issued a residence permit in order to attend school or a language

course in accordance with Section 16b (1) of the Residence Act (+95 persons or +1.4%). While the number of residence titles issued for non-academic educational purposes is substantially less in absolute terms than the number of titles issued for study purposes, such titles nevertheless showed a markedly higher percentage increase overall last year.

In 2019, 7,317 third country graduates from German further education establishments received a temporary residence permit after completing their studies for the purpose of seeking employment pursuant to Section 16 (5) of the Residence Act and did not switch to a different residence title in the course of the year. This was 15.1% more than in the previous year (+960 persons). In contrast, only 157 persons received a residence title pursuant to Section 16b (3) or Section 17 (3) of the Residence Act in order to seek employment following completion of schooling or vocational training (+24 persons or +18.0%). This means that the previously observed ratios between the different educational measures (academic vs. non-academic) are also reflected in the titles issued for the purpose of job seeking.

1,876 third country nationals received a residence permit pursuant to Section 17a (1) and (5) of the Residence Act in 2019 for a measure to obtain recognition of a foreign professional qualification. This figure was substantially up

<sup>11</sup> Under the system of classification pursuant to the Residence Act, persons who were issued a residence permit to seek employment in accordance with Section 16 (5), Section 16b (3), Section 17 (3) or Section 17a (4) of the Residence Act are subsumed under 'Residence for the purpose of education or training', even if they have already completed their training.

**Table 4: Third country nationals who were issued a residence permit for the purpose of education or training in 2019, by the basis for issuance and year of entry**

	Total number of issues in 2019	Change comp. to previous year	Issues in 2019 following...	
			Entry in 2019	Entry before 2019
Course of study, preparation for studies (Residence Act, Section 16 (1), (6), (9))	115,452	+3,536 (3.2%)	36,159	79,293
Job seeking after completed studies (Residence Act, Section 16 (5))	7,317	+960 (15.1%)	155	7,162
Application for course of study (Residence Act, Section 16 (7))	272	+7 (2.6%)	142	130
Language courses, school attendance (Residence Act, Section 16b (1))	6,970	+95 (1.4%)	4,219	2,751
Vocational training (Residence Act, Section 17 (1))	13,424	+2,900 (27.6%)	4,171	9,253
Job seeking after vocational training (Residence Act, Sections 16b (3) and 17 (3))	157	+24 (18.0%)	13	144
Recognition measures for foreign professional qualification (Residence Act, Section 17a (1), (5))	1,876	+596 (46.6%)	1,243	633
Job seeking after recognition of foreign professional qualification (Residence Act, Section 17a (4))	68	+7 (11.5%)	26	42
EU study-related internship (Residence Act, Section 17b (1))	250	+21 (9.2%)	200	50
<b>Total</b>	<b>145,786</b>	<b>+8,146 (5.9%)</b>	<b>46,328</b>	<b>99,458</b>

Source: Central Register of Foreigners



on 2018 (+596 persons or +46.6%). In addition, 68 persons were granted a residence permit pursuant to Section 17a (4) of the Residence Act which was still valid at the time of analysis in order to seek employment commensurate with their recognised qualification (+7 persons or +11.5%).

Residence permits to apply for a course of study pursuant to Section 16 (7) of the Residence Act (272 persons; +7 / +2.6%) or a study-related internship pursuant to Section 17b of the Residence Act, which was introduced on 1 August 2017 (250 persons; +21 / +9.2%), played only a minor role with regard to the number of titles issued in the context of educational migration.

In evaluating the figures presented above, it is to be noted that all residence titles except those pursuant to Section 16 (1) and (9), and Section 17 (1) of the Residence Act represent residence permits which entail a high probability that, following issuance, a change of status took place within the same reporting period or that the title lost its validity (titles for seeking employment, for applying for courses of study, for internships or short-term educational measures with a period of validity of under one year in some instances; see info box on page 21). In order to ensure that each individual is only included in the statistics once, in each instance only the person's most recent residence title at the end of the reporting period is evaluated in the analyses presented above. If all persons who received a relevant residence title in the reporting period were to be considered irrespective of whether the title was still valid at the end of the reporting period or whether the person held a different residence title

at the end of the period, the respective numbers of cases would be higher (see excursus: Issuance of residence titles subject to increased probability of a change of status in the reporting period, page 20).

A look at the educational migrants' nationalities shows that the largest share of persons to receive a residence permit for training purposes came from China (18.4%), as in the previous years. Another key country of origin was India (10.1%). All other countries showed shares of 4.2% or less (see Table 5). While the number of nationals of the USA, China and the Republic of Korea declined slightly in comparison to the previous year (-3.9%, -1.8% and -1.0% respectively), strong increases are to be observed above all for India, Vietnam, Indonesia and Turkey (+27.1%, +11.1%, +10.7% and +9.5% respectively).

The majority of people who were issued a residence title for education or training purposes were young adults. Persons aged under 18 and over 35 are the exception here, with shares of 1.4% and 3.6% respectively, while over half of the persons (53.0%) were aged between 18 and 25 on the reference date for analysis purposes and 42.0% were between 26 and 35 years of age (see Figure 2). On average, (prospective) students issued titles pursuant to Section 16 (1), (6) and (9) of the Residence Act were slightly younger than the remaining persons: 56.6% of students were a maximum of 25 years old, while the corresponding figure for all other persons stands at only 45.8%.

**Table 5: Third country nationals who were issued a residence permit for the purpose of education or training in 2019, by most common nationalities (figures for 2018 for purposes of comparison)**

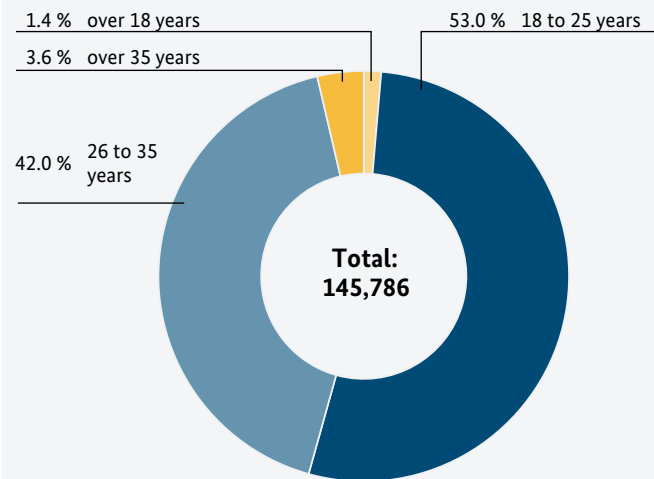
Rank	Nationality	Residence permits issued in 2019		Residence permits issued in 2018		
		Number	Share	Number	Share	Rank
1	China	26,825	18.4%	27,329	19.9%	1
2	India	14,666	10.1%	11,543	8.4%	2
3	USA	6,067	4.2%	6,312	4.6%	3
4	Republic of Korea	5,952	4.1%	6,010	4.4%	4
5	Vietnam	5,636	3.9%	5,075	3.7%	5
6	Iran	4,856	3.3%	4,844	3.5%	6
7	Russian Federation	4,165	2.9%	4,152	3.0%	7
8	Cameroon	4,038	2.8%	3,847	2.8%	8
9	Turkey	4,021	2.8%	3,672	2.7%	9
10	Indonesia	3,664	2.5%	3,310	2.4%	12
	Other third country nationals	65,896	45.2%	61,546	44.7%	
Total		145,786	100.0%	137,640	100.0%	

Source: Central Register of Foreigners



In addition, the group of persons who received a residence permit for education or training purposes in 2019 comprises a larger share of males (55.1%) than females (44.9%).<sup>12</sup>

**Figure 2: Third country nationals issued a residence permit for educational or training purposes in 2019, by age groups**



Source: Central Register of Foreigners

### 3.3 Residence Permits in the Context of Labour Migration

The majority of labour migrants who received a residence title in 2019 were issued with temporary residence titles (see Table 1). At 148,770, the number of persons issued a residence permit for the purposes of gainful employment was markedly higher than in the previous year (+23,820 persons or +19.1%; see Table 6). The number of titles issued rose in particular with regard to persons who entered Germany before the actual reporting period, while the rise in the number of titles issued to persons who entered Germany in the year under review was slightly less pronounced. The overall number of persons who entered Germany in 2019 and received their title in the same year stood at 35.2%.

As in the preceding years, persons receiving a residence permit for the purpose of taking up qualified employment pursuant to Section 18 (4) of the Residence Act make up the largest share of persons issued with temporary residence titles in the context of labour migration (59,591 persons; +10.7%). Of this total, 16,820 or 28.2% entered Germany in 2019, which was down slightly on the previous year (2018: 17,414 persons).

Persons receiving a residence permit pursuant to Section 18 (3) of the Residence Act for the purpose of taking up employment which does not require a vocational qualification accounted for the second-highest number of residence titles issued. At 45,643 persons, this group showed an even more pronounced increase (+11,071 or +32.0% compared to 2018). As in the preceding years, this rise is attributable in particular to the provision adopted into the Employment Ordinance in October 2015 which allows nationals from Albania, Bosnia-Herzegovina, Kosovo, North Macedonia, Montenegro and Serbia to be granted permission to take up employment subject to certain conditions between 2016 and 2020 (Employment Ordinance, Section 26 (2); simplified legal labour migration channel for nationals of the Western Balkan countries). The increase was twice as pronounced as in the previous year (2018: +4,863 or +16.4% compared to 2017), as a result of which this category showed the highest level of growth in absolute terms. The share of these people who entered Germany in 2019 was also above-average, at 44.1%. This means that the number of persons who entered Germany in 2019 and were issued with a title pursuant to Section 18 (3) of the Residence Act in the same year was for the first time higher than the number for titles pursuant to Section 18 (4) of the Residence Act.

A total of 31,220 third country nationals were issued with an EU Blue Card in Germany in the period from January to December 2019. At +3,979 persons (+14.6%) this group showed a somewhat lower level of growth than was witnessed in the previous year (+5,514 or +25.4%).<sup>13</sup> Of the persons who were issued an EU Blue Card in the reporting year, 64.1% had entered Germany prior to 2019.<sup>14</sup>

A total of 1,628 residence permits were issued for the purpose of self-employment (pursuant to Section 21 (1), (2) and (2a) of the Residence Act) in 2019 (116 persons or 6.7% less than in the previous year). In addition, 3,625 residence permits were issued for freelancers (-13 persons or 0.4%). Of this total of 5,253 persons, 77.6% were already resident in Germany prior to 2019.

<sup>13</sup> Preconditions for issuance of an EU Blue Card are a recognised higher education qualification and a job with a minimum salary (gross annual salary) of 53,600 euros in 2019 (cf. Residence Act, Section 19a in conj. with Employment Ordinance, Section 1 (2) a). Persons below this salary threshold can nevertheless obtain an EU Blue Card if they are employed in the fields of mathematics, informatics, science or technology, or are practitioners of human medicine (occupations subject to a particular shortage of personnel in Germany - so-called understaffed occupations) and earned at least 41,808 euros (gross annual salary) in 2019 (cf. Residence Act, Section 19a in conj. with Employment Ordinance, Section 2 (1) b or Section 2 (2)).

<sup>14</sup> Detailed information on the issuance of EU Blue Cards and their holders can be found at: <https://www.bamf.de/DE/Themen/Statistik/BlauKarteEU/blaukarteeu-node.html>.

<sup>12</sup> The gender of 99 persons was not documented in the CRF.

**Table 6: Third country nationals who were issued a residence permit for the purpose of gainful employment in 2019, by the basis for issuance and year of entry**

	Total number of issues in 2019	Change comp. to previous year	Issues in 2019 following...	
			Entry in 2019	Entry before 2019
Employment without qualification requirements (Residence Act, Section 18 (3))	45,643	+11,071 (32.0%)	20,137	25,506
Qualified employment (Residence Act, Section 18 (4))	59,591	+5,770 (10.7%)	16,820	42,771
Qualified foreigners whose deportation has been suspended (Residence Act, Section 18a)	1,047	+676 (182.2%)	8	1,039
Job seeking for qualified employees (Residence Act, Section 18c)	307	+57 (22.8%)	130	177
EU Blue Card (Residence Act, Section 19a in conjunction with Employment Ordinance, Section 2)	31,220	+3,979 (14.6%)	11,194	20,026
(Mobile) ICT Card (Residence Act, Sections 19b and 19d)	1,933	+1,119 (137.5%)	1,293	640
(Mobile) researchers (Residence Act, Sections 20 (1), (8) and 20b (1))	3,353	+1,151 (52.3%)	1,544	1,809
Job seeking after research activity (Residence Act, Section 20 (7))	68	+40 (142.9%)	2	66
Self-employed (Residence Act, Section 21 (1), (2), (2a))	1,628	-116 (-6.7%)	348	1,280
Freelancing (Residence Act, Section 21 (5))	3,625	-13 (-0.4%)	830	2,795
Other residence permits for the purpose of gainful employment (Residence Act, Sections 18, 18 (4a) and 18d (1))	355	+86 (32.0%)	133	222
<b>Total</b>	<b>148,770</b>	<b>+23,820 (19.1%)</b>	<b>52,439</b>	<b>96,331</b>

Source: Central Register of Foreigners

3,353 (mobile<sup>15</sup>) researchers were also issued with a residence permit pursuant to Section 20 (1), (8) or Section 20b (1) of the Residence Act in the reporting period. This represents a substantial increase of almost 1,151 persons or 52.3% compared to the previous year, which also witnessed a marked rise (+809 persons or +58.1% compared to 2017). This increase is primarily attributable to the 'Act to implement EU residence-related directives on labour migration', which entered into force on 1 August 2017, making the residence title pursuant to Section 20 (1) of the Residence Act the sole residence title for researchers immigrating to Germany from third countries. Students who were enrolled at further education establishments for post-graduate studies and carried out corresponding research projects in this connection are exempted from this legislation (Section 16 of the Residence Act). Third country nationals who meet the requirements both for a residence permit for research

purposes and for an EU Blue Card are entitled to choose between these two residence titles when receiving a title for the first time. Until 31 July 2017, in addition to a residence title pursuant to Section 20 (1) of the Residence Act, researchers were also able to obtain other residence titles, some of which were used substantially more frequently (e.g. settlement permit pursuant to Section 18 (4) of the Residence Act), provided that the respective conditions for issuance were met.

The above-stated amendment to the law also broadened other general conditions relating to residence for the purposes of gainful employment (Chapter 2, Part 4 of the Residence Act) and introduced a number of modifications. Section 20 (7) of the Residence Act introduced a residence permit for the purpose of seeking employment following research work, for example. 68 persons were issued such a residence permit in 2019 (+40 persons or +142.9%). The ICT Card<sup>16</sup> (Section 19b of the Residence Act) and the Mobile

15 Third country nationals who are already resident in another EU member state with a corresponding residence title for research purposes can apply for a residence permit for mobile researchers (up to March 2020: in accordance with Section 20b of the Residence Act) for a research stay in Germany of over 180 days within a period of 365 days. No German residence title is required for stays of up to 180 days. A short-term mobility certificate is to be obtained from the Federal Office for Migration and Refugees for this purpose.

16 Intra-corporate transfer.

ICT Card<sup>17</sup> (Section 19d of the Residence Act) were also established, enabling third country nationals working as managers, specialists or trainees at a company in another EU country to be deployed at a branch of the same company in Germany. In 2019, ICT Cards pursuant to Section 19b of the Residence Act were issued to 1,921 persons and Mobile ICT Cards pursuant to Section 19d of the Residence Act were issued to 12 persons, representing a substantial increase overall of 1,119 persons or 137.5% compared to the previous year.

In addition, 307 persons are registered in the CRF who received a residence permit for qualified skilled workers for the purpose of seeking employment pursuant to Section 18c of the Residence Act and who did not switch to a different residence title up to 31 December 2019. This represents a rise of 22.8% over the previous year (+57 persons).

As in the case of educational migration, the applied analytical logic is to be noted with regard to residence titles which entail a high probability that, following issuance, a change of status will occur within the same reporting period (e.g. in the case of titles issued for the purpose of job seeking) or that the title will lose its validity. The number of titles issued would be higher if all persons who received such a title in the reporting period were to be considered – irre-

spective of whether the title was still valid at the end of the reporting period or whether the person held a different residence title. This matter and the discrepancies involved are considered in detail in the discussion on page 20. Changes of status from a residence title for the purpose of job seeking to another residence title are also examined more closely in Chapter 4.2.

A look at the countries of origin of those persons who were issued with a temporary residence permit for employment purposes in 2019 shows that India heads the list here in 2019, as in 2018, with a slightly reduced share of 10.8% (2018: 11.5%). Bosnia and Herzegovina remains in second place with a slight rise up to 10.4% (2018: 9.5%), while Kosovo climbs up to the third place with a share of 7.5% (2018: sixth place with 6.2%). Further relevant countries of origin are to be found in Table 7. In addition to Kosovo, also Albania and North Macedonia show notable changes. Nationals from these three countries were issued with substantially more temporary residence titles for employment purposes compared to the previous year (+43.4%, +56.1% and +39.7% respectively). Turkey, Bosnia and Herzegovina and Serbia also show pronounced increases (+32.3%, +29.7% and +24.4% respectively). Among the ten most important countries of origin, only the USA and China show drops in the number of persons issued a residence title in the period under review (-1.2% and -1.1% respectively).

Around half of the persons issued residence titles in connection with employment (53.3%) are aged between 26 and 35 (see Figure 3). 21.0% are aged between 36 and 45, while only 10.5% are older than this. The young demographic group aged up to 25, which made up the majority in the

17 Third country nationals who already hold a residence title from another EU member state corresponding to an ICT Card can apply for a Mobile ICT Card (up to March 2020: in accordance with Section 19d of the Residence Act) for deployment at a branch in Germany over a period of more than 90 days. No German residence title is required for stays of up to 90 days within a period of 180 days. A short-term mobility certificate is to be obtained from the Federal Office for Migration and Refugees for this purpose.

**Table 7: Third country nationals who were issued a residence permit for the purpose of gainful employment in 2019, by most common nationalities (figures for 2018 for purposes of comparison)**

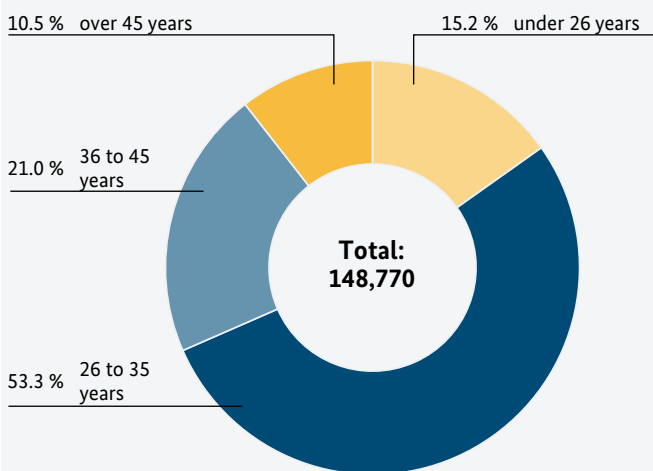
Rank	Nationality	Residence permits issued in 2019		Residence permits issued in 2018		
		Number	Share	Number	Share	Rank
1	India	16,052	10.8%	14,353	11.5%	1
2	Bosnia and Herzegovina	15,460	10.4%	11,918	9.5%	2
3	Kosovo	11,113	7.5%	7,748	6.2%	6
4	Serbia	10,616	7.1%	8,535	6.8%	4
5	USA	8,480	5.7%	8,580	6.9%	3
6	North Macedonia	8,421	5.7%	6,028	4.8%	7
7	China	8,188	5.5%	8,279	6.6%	5
8	Albania	7,187	4.8%	4,605	3.7%	8
9	Turkey	5,384	3.6%	4,070	3.3%	10
10	Japan	4,446	3.0%	4,196	3.4%	9
	Other third country nationals	53,423	35.9%	46,638	37.3%	
<b>Total</b>		<b>148,770</b>	<b>100.0%</b>	<b>124,950</b>	<b>100.0%</b>	

Source: Central Register of Foreigners

area of educational migration, accounts for a share of only 15.2% in the context of labour migration.

At 69.0% men to 30.9% women<sup>18</sup>, the gender ratio for persons who received a residence permit for the purposes of gainful employment in 2019 also differs very markedly from the situation regarding educational migrants (share of women: 44.9%).

**Figure 3: Third country nationals issued a residence permit for the purpose of gainful employment in 2019, by age groups**



Source: Central Register of Foreigners

## Excursus: Issuance of residence titles entailing an increased probability of a change of status in the reporting period

Under German residence law there are various temporary residence titles which entail an increased probability that after issuance a change of status will occur within the same reporting period and/or that the title will lose its validity. For qualified skilled workers who have successfully completed their vocational training (incl. recognition of foreign occupational qualifications) or who hold an academic degree, for example, in the reporting year of 2019 there were various means of obtaining a residence permit in Germany for the purpose of seeking employment commensurate with their qualifications. With the exception of job seeking pursuant to Section 18c of the Residence Act, the corresponding residence permit was issued directly after completion in Germany of the educational measure (vocational

training or further education) or research. In addition, there were also titles for carrying out or preparing for an educational measure (e.g. application for a course of study in accordance with Section 16 (7) of the Residence Act) or for a temporary period of employment (e.g. ICT Card pursuant to Section 19b of the Residence Act).<sup>19</sup>

The maximum duration of validity for such a residence permit varied according to the applicable legal basis, as the following info box shows by reference to the example of the residence permits for the purposes of job seeking.

As a result of this limited period of validity and the fact that a different residence title is issued as soon as the job seeker has found and taken up employment, a change may commonly occur in the reporting period from such a residence permit to another residence title, or the title may become invalid, e.g. if the job seeker fails to find employment. Consequently, the standard analysis procedure in the Migration Monitoring, whereby for persons who are issued several residence titles in the reporting period only the last residence title which was issued and which was still valid at the time of analysis is considered, presents an incomplete picture of the total number of residence titles which are issued with short periods of validity.

<sup>18</sup> The gender of 126 persons was not documented in the CRF.

<sup>19</sup> Regarding amendments to the Skilled Labour Immigration Act as per 1 March 2020, see Chapter 2.

**Info-box: Residence titles for the purpose of job seeking**

Legal basis	Relevant group (third country nationals with completed educational qualification)	Maximal time of validity
Residence Act, Section 16 (5)	Graduates of German universities	18 months
Residence Act, Section 16b (3)	Persons with school-based vocational training in Germany	12 months
Residence Act, Section 17 (3)	Persons with completed in-company vocational training in Germany	12 months
Residence Act, Section 17a (4)	Persons with completed measure to obtain recognition for foreign professional qualifications in Germany	12 months
Residence Act, Section 18c	Graduates of German or foreign universities and secure subsistence	6 months
Residence Act, Section 20 (7)	Researchers in accordance with Residence Act, Section 20 after completion of their research activity	9 months

By way of departure from the customary practice, in addition to the figures presented so far, Table 8 thus also includes all persons who received one of these residence titles in 2019, irrespective of whether they switched to a different title in the course of the reporting period or became obliged to leave Germany. As a result, these figures (left-hand column) are in some instances markedly higher than in the analyses presented so far (right-hand column).

Residence permits for the purpose of Job seeking were issued to a total of 11,178 persons in 2019, while according to the previously applied analysis practice (see Table 4 and 6) this figure stood at only 7,917. The overwhelming majority of recipients (88.8%) were third country nationals who had successfully completed their studies in Germany (9,924 persons issued a residence permit pursuant to Section 16 (5) of the Residence Act).

In addition, a residence permit pursuant to Section 18c of the Residence Act was issued to 703 third country nationals with a German or foreign further education qualification and secure subsistence (+396 persons in comparison to the previous analysis practice). In contrast to the other residence titles for the purposes of seeking employment, a residence permit pursuant to Section 18c of the Residence Act did not require prior residence to complete educational measures in Germany. This means that potential candidates for this residence title were also able to enter Germany directly from abroad and reside in the country for the purpose of job seeking with a corresponding long-term visa (D visa). Consequently, there was no need to issue a residence title to these persons. Accordingly, there are no corresponding entries for some of these persons in the general database of the CRF. According to the visa statistics of the Federal Foreign Office, the German diplomatic missions issued a total

of 4,748 D visas in 2019 (2018: 2,977) for the purposes of seeking employment (in accordance with Section 18c of the Residence Act). This figure includes multiple issues of titles to the same person as well as issues of titles to persons who ultimately did not enter Germany. Overall, however, more than the above-stated 703 third country nationals are likely to have sought employment in 2019 on the basis of Section 18c of the Residence Act.

In the area of residence permits for reasons other than job seeking, a notable category with regard to the disparities between the analytical approaches concerns the titles issued in accordance with Section 16b (1) of the Residence Act, which applies for the purposes of attending a language course or a school, or taking part in a school exchange. While this title was not directly tied to a specific period, with regard to language courses and exchanges in particular it tends to be linked to short-term activities. Equally, after completing any form of qualified vocational training pursuant to Section 16b (1) of the Residence Act it was possible to switch directly to job seeking in accordance with Section 16b (3) of the Residence Act. Consequently, the broader-based analytical approach puts the number of titles issued pursuant to Section 16b (1) of the Residence Act markedly higher than was previously the case, at 9,734 (+2,764). Substantially higher figures are also shown for the 18-month residence permit which is granted to enable a person to undertake a training measure pursuant to Section 17a (1) of the Residence Act, at 3,517 (+1,691). The same also applies to the residence permit to apply for a course of study pursuant to Section 16 (7) of the Residence Act (730 as compared to 272), which was issued for a maximum of nine months.

**Table 8: Issuing of a residence permit with an increased probability of a change of status to third country nationals in 2019**

Legal basis	Total number of issues in 2019	With unchanged title at the end of the reporting period
<b>Job seeking:</b>		
Job seeking after completed studies (Residence Act, Section 16 (5))	9,924	7,317
Job seeking after school-based vocational training (Residence Act, Section 16b (3))	62	41
Job seeking after in-company vocational training (Residence Act, Section 17 (3))	227	116
Job seeking after recognition of foreign professional qualification (Residence Act, Section 17a (4))	156	68
Job seeking for qualified skilled workers (Residence Act, Section 18c)	703	307
Job seeking for researchers (Residence Act, Section 20 (7))	106	68
<b>Other purposes:</b>		
Application for course of study (Residence Act, Section 16 (7))	730	272
Language courses, school attendance (Residence Act, Section 16b (1))	9,734	6,970
Measures to obtain recognition for foreign professional qualification (Residence Act, Section 17a (1))	3,517	1,826
Examination to obtain recognition for foreign professional qualification (Residence Act, Section 17a (5))	102	50
EU study-related internship (Residence Act, Section 17b (1))	331	250
European Voluntary Service (Residence Act, Section 18d (1))	347	256
ICT Card (Residence Act, Section 19b)	2,096	1,921
Mobile ICT Card (Residence Act, Section 19d)	12	12
Mobile researchers (Residence Act, Section 20b (1))	12	12
<b>Total</b>	<b>28,059</b>	<b>19,486</b>

Source: Central Register of Foreigners

### 3.3.1 Skilled Labour

On the basis of the figures presented in Chapter 3.3 above, the total number of persons who received a temporary residence title in connection with existing employment as (highly) qualified skilled workers<sup>20</sup> (i.e. with a recognised academic or non-academic vocational qualification) can be ascertained. For the total population of all skilled workers in the context of labour migration, settlement permits for the purpose of gainful employment must also be included (see Chapters 3.4 and 5.2.1).

<sup>20</sup> The Skilled Labour Immigration Act provides a legal definition of 'skilled worker' (Section 18 (3) of the Residence Act). For the purpose of a better comparison between this annual report and the previous ones, this analysis uses the previous definition. The annual report 2020 will be based on the new legal definition.

With regard to temporary residence titles, the term 'skilled workers' covers types of employment which require a certain level of qualification, i.e. residence permits for (highly) qualified work, self-employment and freelancing, as well as EU Blue Cards.<sup>21</sup> Titles for job seeking and for work which does not require a certain level of qualification as well as other types of work are not included. According to this definition, skilled workers issued with a residence title in 2019 totalled 102,397, of whom almost one third (32,037 persons or 31.3%) entered Germany in the course of 2019. In order to better assess potential changes in the composition of the group of skilled workers which occurred as a result of

<sup>21</sup> That is, titles pursuant to Sections 18 (4), 18a, 19b, 19d, 20 (1) and (8), 20b (1), 21 Abs. (1), 2, 2a and 5 of the Residence Act and EU Blue Cards (pursuant to Section 19a of the Residence Act in conj. with Section 2 of the Employment Ordinance).



developments in 2019 as a whole, these new entrants are considered in detail below, as extensions and changes of status within the period of employment would otherwise distort the picture.

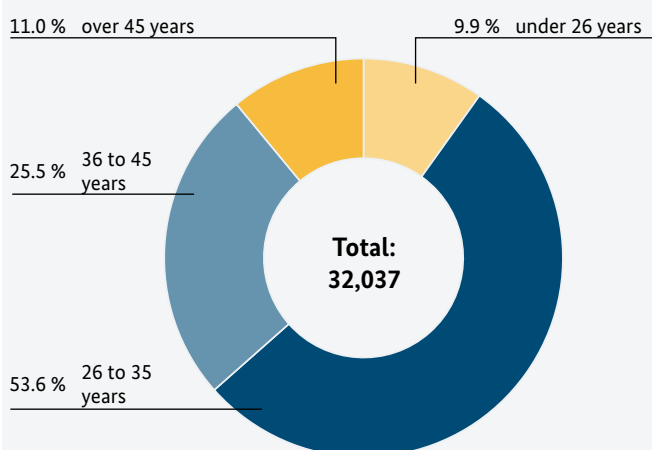
The newly arrived skilled workers from third countries who were issued with a title in the context of labour migration in 2019 show a slightly different breakdown with regard to nationalities compared to the total population of persons who received a title for the purpose of gainful employment in 2019 (cf. Table 7 and 9). Here too, India ranks first among the countries of origin. However, its share of 18.5% is substantially larger than for titles issued for the purpose of gainful employment. The USA, Turkey, China, Japan, the Russian Federation and Brazil also show slightly higher shares, while the share for the Western Balkans is slightly lower here.

The age breakdown shows a similar situation to the analysis of the total number of titles issued in the context of labour migration. 26 to 35 year-olds and 36 to 45 year-olds also make up the overwhelming majority with regard to newly arrived skilled workers who were issued with a residence title in 2019 (see Figure 4). At 9.9%, the share of persons aged under 26 is lower than for the total population of persons receiving a residence permit in the context of labour migration in 2019, while at 11.0% the share of 45 year-olds is slightly higher by comparison.

The vast majority of skilled workers entering Germany and receiving a residence title in 2019 were male (74.4%).<sup>22</sup>

<sup>22</sup> The gender of 21 persons was not documented in the CRF.

**Figure 4: Third country nationals who were issued a residence permit as a skilled worker in Germany in 2019 and entered the country in the same year, by age groups**



Source: Central Register of Foreigners

### 3.3.2 Employment without Qualification Requirements

While the previous chapter concerned skilled workers who may be assumed to possess occupational qualifications, residence permits in accordance with Section 18 (3) of the Residence Act were issued to persons pursuing an occupation which does not require any vocational qualifications (the persons concerned may nevertheless have a vocational qualification which is not directly related to their current employment). As presented in Chapter 3.3, such a title was issued to 45,643 persons in 2019, 20,137 of whom (44.1%) entered Germany in 2019. As such, they form the sec-

**Table 9: Third country nationals who were issued a residence permit as a skilled worker in Germany in 2019 and entered the country in the same year, by most common nationalities (figures for 2018 for purposes of comparison)**

Rank	Nationality	Residence permits issued in 2019		Residence permits issued in 2018		
		Number	Share	Number	Share	Rank
1	India	5,932	18.5%	5,321	17.5%	1
2	USA	2,743	8.6%	3,052	10.0%	2
3	Turkey	2,405	7.5%	1,756	5.8%	6
4	Bosnia and Herzegovina	2,251	7.0%	1,987	6.5%	4
5	Serbia	2,161	6.7%	2,334	7.7%	3
6	China	1,932	6.0%	1,822	6.0%	5
7	Japan	1,538	4.8%	1,559	5.1%	7
8	Russian Federation	1,221	3.8%	1,102	3.6%	8
9	Brazil	981	3.1%	1,029	3.4%	9
10	Albania	929	2.9%	917	3.0%	10
	Other third country nationals	9,944	31.0%	9,533	31.3%	
Total		32,037	100.0%	30,412	100.0%	

Source: Central Register of Foreigners

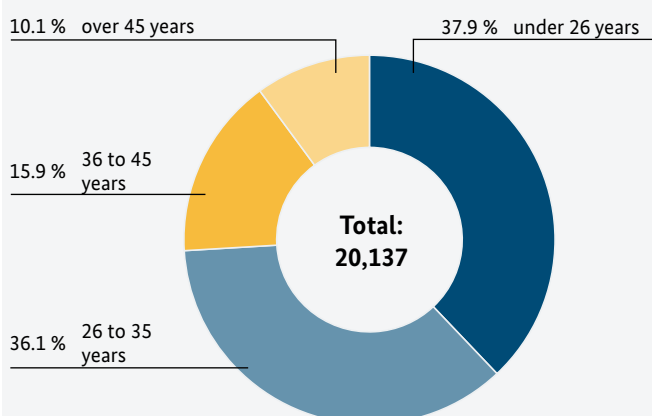
ond-largest group of persons in the area of labour migration (see also Chapter 5.2).

An examination of these new entrants clearly shows that immigration by way of the simplified legal labour migration channel for nationals of the Western Balkan countries is currently having a strong impact here (see Table 10, and for an explanation of the channel Chapter 3.3). Five of the six Western Balkan countries head the list of main countries of origin in 2019, with a total share of 58.8%, with nationals from Bosnia and Herzegovina contributing the largest share (14.7%). Only Montenegro shows a negligible share, ranking 12th with 1.7%. The most important country of origin outside of the Western Balkans is the USA, with a share of 6.2%.

A look at the age breakdown (see Figure 5) shows that the persons who entered Germany in 2019 and received residence permits pursuant to Section 18 (3) of the Residence Act in the same year make up a predominantly young group. At 37.9%, the share of persons aged under 26 on the reference date for analysis purposes accounted for a markedly higher share than applied among skilled workers who entered Germany in 2019, while only just over a quarter (26.0%) were aged over 35.

While the gender ratio for the group of persons with employment which does not require qualifications is also biased here towards male immigrants (66.0%), the share of women is slightly higher than among skilled workers.<sup>23</sup>

**Figure 5: Third country nationals who were issued a residence permit for an occupation without qualification requirements in Germany in 2019 and entered the country in the same year, by age groups**



Source: Central Register of Foreigners

<sup>23</sup> The gender of 26 persons was not documented in the CRF.

**Table 10: Third country nationals who were issued a residence permit for an occupation without qualification requirements in Germany in 2019 and entered the country in the same year, by most common nationalities**

Rank	Nationality	Residence permits issued in 2019		Residence permits issued in 2018		
		Number	Share	Number	Share	Rank
1	Bosnia and Herzegovina	2,957	14.7%	1,719	10.1%	3
2	Kosovo	2,634	13.1%	2,150	12.7%	2
3	North Macedonia	2,516	12.5%	2,183	12.9%	1
4	Albania	2,097	10.4%	1,577	9.3%	4
5	Serbia	1,634	8.1%	1,527	9.0%	5
6	USA	1,243	6.2%	1,260	7.4%	6
7	Colombia	535	2.7%	504	3.0%	8
8	Canada	530	2.6%	514	3.0%	7
9	Indonesia	455	2.3%	234	1.4%	15
10	Japan	418	2.1%	289	1.7%	13
	Other third country nationals	5,118	25.4%	5,015	29.5%	
<b>Total</b>		<b>20,137</b>	<b>100.0%</b>	<b>16,972</b>	<b>100.0%</b>	

Source: Central Register of Foreigners



### 3.4 Settlement Permits in the Context of Labour Migration

Together with the residence permits, settlement permits also make up part of the picture regarding labour migration to Germany. In this context, settlement permits for the purposes of gainful employment were issued to a total of 17,572 persons in 2019 (see Table 11). This was 3,014 persons or 20.7% more than in the previous year.

Almost all of these titles were issued to persons who had entered Germany before 2019. With the exception of the settlement permit for highly qualified persons in accordance with Section 19 of the Residence Act, all the legal bases for issuance concerned here (Sections 18b, 19a (6) and 21 (4) of the Residence Act) require previous residence in Germany. The 33 persons shown who were issued titles pursuant to Sections 18b and 19a of the Residence Act and who also entered Germany in 2019 result from the fact that re-entries are also counted, that is, these persons had left Germany between the required prior period of residence and the issuance of the settlement permit.

The overwhelming majority of these settlement permits were issued to 12,670 former holders of an EU Blue Card, who received a settlement permit in accordance with Section 19a (6) of the Residence Act.<sup>24</sup> Such persons increased

substantially in number compared to the previous year (+2,202 persons or +21.0%).

The number of settlement permits issued to graduates of German higher-education establishments in accordance with Section 18b of the Residence Act has also risen (+820 persons to 4,283 persons; +23.7%). In addition, 425 persons received a settlement permit pursuant to Section 21 (4) of the Residence Act after successfully pursuing self-employment for three years (+15 persons). At 194, the number of settlement permits issued to highly qualified persons in accordance with Section 19 of the Residence Act is also down slightly on the previous year (-23 persons).

India heads the ranking of main countries of origin for persons who were issued a settlement permit for the purposes of gainful employment in 2019, with a share of 17.1%. As in the previous year, it is followed by China and the Russian Federation (13.7% and 8.0% respectively). Among the ten main countries of origin, apart from India (+29.7%) and China (+24.9%), substantial increases in the numbers of settlement permits issued also apply to persons from Pakistan (+42.0%), Turkey (+36.3%), Egypt (+33.7%) and Iran (+31.9%).

<sup>24</sup> In addition to periods of possession of an EU Blue Card, periods of possession of a residence permit pursuant to Section 18 (4) of the Residence Act in conj. with Sections 3, 4, 5, 7 or 26 of the Employment Ordinance and periods of possession of a residence permit as a researcher pursuant to Section 20 of the Residence Act also count towards the qualifying period when the foreigner holds a further education qualification and received a gross salary which met the minimum limits applicable to the EU Blue Card at this time. The overall time window in which periods of employment are recognisable is limited by the date on which the EU directive on highly qualified employment entered into force. As such, only periods of employment as of 19.06.2009 are recognisable.

**Table 11: Third country nationals who were issued a settlement permit for the purpose of gainful employment in 2019, according to the basis for issuance and year of entry**

	Total number of issues in 2019	Change comp. to previous year	Issues in 2019 following...	
			Entry in 2019	Entry before 2019
Graduates from German universities (Residence Act, Section 18b)	4,283	+820 (23.7%)	8	4,275
Highly qualified persons (Residence Act, Section 19 (1), (2))	194	-23 (-10.6%)	18	176
Former holders of an EU Blue Card (Residence Act, Section 19a (6))	12,670	+2,202 (21.0%)	25	12,645
3 years of self-employment (Residence Act, Section 21 (4))	425	+15 (3.7%)	-	425
<b>Total</b>	<b>17,572</b>	<b>+3,014 (20.7%)</b>	<b>51</b>	<b>17,521</b>

Source: Central Register of Foreigners



**Table 12: Third country nationals who were issued a settlement permit for the purpose of gainful employment in 2019, by most common nationalities (figures for 2018 for purposes of comparison)**

Rank	Nationality	Residence permits issued in 2019		Residence permits issued in 2018		
		Number	Share	Number	Share	Rank
1	India	2,999	17.1%	2,313	15.9%	1
2	China	2,410	13.7%	1,929	13.3%	2
3	Russian Federation	1,402	8.0%	1,326	9.1%	3
4	Ukraine	987	5.6%	976	6.7%	4
5	Syria	713	4.1%	712	4.9%	5
6	Turkey	702	4.0%	515	3.5%	8
7	Iran	699	4.0%	530	3.6%	6
8	Egypt	698	4.0%	522	3.6%	7
9	Serbia	508	2.9%	443	3.0%	9
10	Pakistan	409	2.3%	288	2.0%	11
	Other third country nationals	6,045	34.4%	5,004	34.4%	
Total		17,572	100.0%	14,558	100.0%	

Source: Central Register of Foreigners

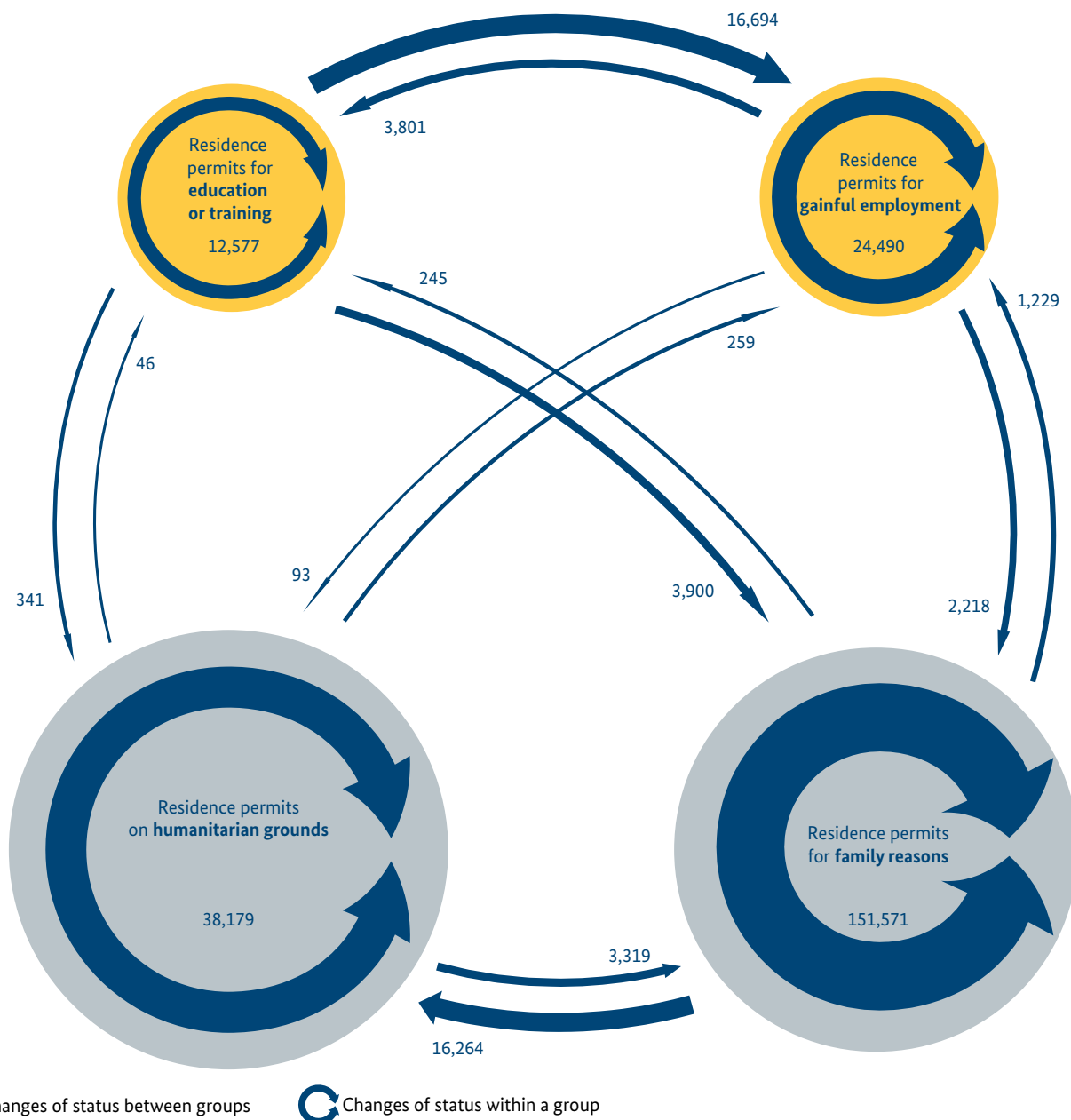
## 4. Change of Status in the Context of Education and Employment

While the focus in Chapter 3 was on the total number of persons issued a residence title in 2019, the following specifically examines changes of status, i.e. switches from one residence title to another, in the period from January to December 2019. An overview of all changes of status between the four most important groups of residence titles

is followed by a detailed consideration of individual forms which changes of status may take.<sup>25</sup>

<sup>25</sup> Due to an amendment to the analysis methodology, the figures presented in this report on changes of status are not fully comparable with those published prior to the 2018 Annual Report.

**Figure 6: Persons with change of status within and between the groups of residence titles pursuant to Sections 16 to 36a of the Residence Act in 2019**



Source: Central Register of Foreigners

Figure 6 shows the changes of status between the different groups of residence titles pursuant to Sections 16 to 36a of the Residence Act and the number of status changes within the respective groups.<sup>26</sup> For the sake of improved clarity, temporary and permanent titles are grouped together here. The size of the circles indicates the differences in the total numbers of titles issued per group in 2019 (see Table 1).

In the context of educational and labour migration, it emerges that the largest number of changes of status applies within the residence titles for the purposes of gainful employment (24,490 persons). More than half of these changes concern switches from a residence permit to a settlement permit (13,963 or 57.0%), with settlement permits for former holders of an EU Blue Card accounting for the largest share.

Changes of status from education or training to employment also play a major role (16,694 persons; see Chapter 4.1), as do changes within the residence titles relating to educational migration (12,577 persons). In the latter category, persons switching from a residence permit for studies pursuant to Section 16 (1) of the Residence Act to a title for the purpose of job seeking pursuant to Section 16 (5) of the Residence Act account for almost half of the changes of status (5,655 persons). Changes between a residence title for job seeking and for employment are to be found both among the changes of status within the area of employment and between training and employment (see Chapter 4.2). In the context of residence titles issued on humanitarian or family-related grounds, the only significant factor concerns changes from educational to labour migration in the area of family-related titles (see Chapter 4.4).

Individual types of status changes of particular relevance are considered in detail below. Certain additional rights of residence, such as titles pursuant to Sections 9 and 9a of the Residence Act or (permanent) residence cards for third country family members of EU/EEA nationals, are also examined. A precise presentation of all changes of status is unfeasible on account of the scope of potential options, and would not be expedient in view of the very small numbers of cases which apply in most instances.

## 4.1 Change of Status from Education to Gainful Employment

Switches from a residence title in the area of educational migration to a title relating to labour migration may take place from an academic educational measure (see Table 13) or from a non-academic one (see Table 14).

**Table 13: Change from Section 16 (1) of the Residence Act (studies) to a residence permit for the purpose of gainful employment in 2019**

Current right of residence	Number
Employment without qualification requirements (Residence Act, Section 18 (3))	201
Qualified employment (Residence Act, Section 18 (4))	3,216
Settlement permit for highly qualified persons and graduates of German universities (Residence Act, Section 18b and 19)	31
EU Blue Card (Residence Act, Section 19a in conjunction with Section 2 Employment Ordinance)	3,804
Researchers (Residence Act, Section 20 (1))	349
Self-employed (Residence Act, Section 21 (1), (2) and (2a))	56
Freelancing (Residence Act, Section 21 (5))	107
Other residence permits for the purpose of gainful employment	98
<b>Total</b>	<b>7,862</b>

Source: Central Register of Foreigners

In the course of 2019 a total of 7,862 persons switched from a residence permit for study purposes pursuant to Section 16 (1) of the Residence Act directly to a residence title for the purposes of gainful employment pursuant to Sections 18 - 21 of the Residence Act without using a residence title to seek employment pursuant to Section 16 (5) of the Residence Act in between these two statuses. The majority of former students received either an EU Blue Card (48.4% or 3,804 persons) or a residence permit for the purpose of taking up qualified employment pursuant to Section 18 (4) of the Residence Act (40.9% or 3,216 persons). Other residence titles, e.g. for research, for employment which does not require qualifications, for self-employment, for freelancing, and settlement permits (pursuant to Sections 18b and 19 of the Residence Act) were used to only a limited extent (842 persons or 10.4%).

<sup>26</sup> The increases in comparison to the 2018 Annual Report, which are very high in some instances with regard to changes of status within the groups "International law, humanitarian or political reasons" and "Family reasons", result for the most part from changes of titles for administrative reasons relating to the introduction of new storage arrangements and restructuring in the CRF.

**Table 14: Change from a title for a non-academic training measure to a residence permit for the purpose of gainful employment in 2019**

Current right of residence	Change from			Total
	Residence Act, Section 16b (1) (language courses, school attendance)	Residence Act, Section 17 (1) (operational education purposes)	Residence Act, Section 17a (1), (5) (recognition measures for foreign professional qualification)	
Employment without qualification requirements (Residence Act, Section 18 (3))	202	112	16	330
Qualified employment (Residence Act, Section 18 (4))	189	2,250	662	3,101
EU Blue Card (Residence Act, Section 19a in conjunction with Section 2 Employment Ordinance)	126	196	432	754
Self-employed (Residence Act, Section 21 (1), (2) and (2a))	7	2	-	9
Freelancing (Residence Act, Section 21 (5))	50	9	-	59
Other residence permits for the purpose of gainful employment	23	28	6	57
<b>Total</b>	<b>597</b>	<b>2,597</b>	<b>1,116</b>	<b>4,310</b>

Source: Central Register of Foreigners

In the area of non-academic educational measures also, changes of status primarily entail switches to titles for qualified employment pursuant to Section 18 (4) of the Residence Act or an EU Blue Card. Of the total of 4,310 persons who had previously held a residence title for such an educational measure and switched directly to a residence title for the purposes of gainful employment pursuant to Sections 18 - 21 of the Residence Act, two thirds (71.9% or 3,101 persons) received a residence permit pursuant to Section 18 (4) of the Residence Act and 754 persons or 17.5% were issued with an EU Blue Card. In the reporting period, only 330 persons (7.7%) switched from an educational

measure to a title for employment without qualification requirements.

## 4.2 Change of Status from Job Seeking to Gainful Employment

In 2019, 4,580 persons switched from residence permits for job seeking – that is, from titles relating to both educational and labour migration – to a (different) residence title for the

**Table 15: Change from a residence permit for job seeking to a residence permit for the purpose of gainful employment in 2019**

Current right of residence	Change from					Total
	Residence Act, Section 16 (5) (after completed studies)	Residence Act, Sections 16b (3) and 17 (3) (after vocational training)	Residence Act, Section 17a (4) (after recognition of foreign professional qualification)	Residence Act, Section 18c (for qualified employees)	Residence Act, Section 20 (7) (after research activity)	
Employment without qualification requirements (Residence Act, Section 18 (3))	14	2	1	13	-	30
Qualified employment (Residence Act, Section 18 (4))	2,276	117	33	99	2	2,527
EU Blue Card (Residence Act, Section 19a in conjunction with Section 2 Employment Ordinance)	1,472	9	62	75	8	1,626
Researchers (Residence Act, Section 20 (1))	58	-	-	6	5	69
Self-employed (Residence Act, Section 21 (1), (2) and (2a))	98	-	-	2	-	100
Freelancing (Residence Act, Section 21 (5))	130	-	-	22	1	153
Other residence permits for the purpose of gainful employment	64	1	2	8	-	75
<b>Total</b>	<b>4,112</b>	<b>129</b>	<b>98</b>	<b>225</b>	<b>16</b>	<b>4,580</b>

Source: Central Register of Foreigners

purposes of gainful employment pursuant to Sections 18 - 21 of the Residence Act (see Table 15). Prior to their change of status, 4,112 persons, or 89.8%, already held a residence permit for job seeking after graduating from courses of study in Germany (Residence Act, Section 16 (5)), while only 241 persons or 5.3% had previously held a residence permit for job seeking in the context of labour migration pursuant to Sections 18c or 20 (7) of the Residence Act.

Most of the described changes of status led to a residence permit for qualified employment pursuant to Section 18 (4) of the Residence Act (2,527 persons or 55.2%) or an EU Blue Card (1,626 or 35.5%). Changes to all other titles, e.g. for research or for self-employment or freelancing, made up only a small group comprising 427 persons (9.3%).

### 4.3 Changes of Status to an EU Blue Card

EU Blue Cards issued to persons who were previously already registered in Germany with a different residence title make up a large and particularly relevant share of the changes of status. Of the total of 31,220 persons who received an EU Blue Card in 2019 (see Table 6), 11,955 can be clearly identified as persons with a change of status (see Table 16). The majority previously held a residence title for educational or training purposes (6,161 persons or 51.5%). These former educational migrants are for the most part former students pursuant to Section 16 (1) and (5) of the Residence Act (3,804 persons or 61.7% of persons changing status from educational migration).

Slightly under half of the status-changes come from the area of employment (4,855 persons or 40.6%). Among these, persons who previously held a residence permit for qualified employment pursuant to Section 18 (4) of the Residence Act constitute by far the largest group (4,326 persons or 89.1% of persons changing status from the area of labour migration). Persons who previously held a residence title issued on humanitarian or family-related grounds or who were resident on the basis of another right of residence (e.g. with a residence card for third country family members of EU/EEA nationals) account for only a small fraction of all status-changers, at 939 persons or 7.9%.

The remaining 19,265 EU Blue Cards issued in 2019 took the form of first-time residence titles and extensions.<sup>27</sup>

**Table 16: Change of status to an EU Blue Card in 2019**

Prior right of residence	Number
<b>Residence titles for educational or training purposes in total</b>	<b>6,161</b>
Course of study (Residence Act, Section 16 (1))	3,804
Job seeking after completed studies (Residence Act, Section 16 (5))	1,472
School-based and in-company vocational training (Residence Act, Sections 16b (1), 17 (1))	322
Measure for the recognition of foreign professional qualifications (Residence Act, Section 17a subs. 1, 5 of the Residence Act)	432
Other residence titles for educational or training purposes	131
<b>Residence titles for the purpose of gainful employment in total</b>	<b>4,855</b>
Employment without qualification requirements (Residence Act, Section 18 (3))	80
Qualified employment (Residence Act, Section 18 (4))	4,326
Job seeking for qualified employees (Residence Act, Section 18c)	75
(Mobile) ICT Card (Residence Act, Sections 19b and 19d)	73
Researchers (Residence Act, Section 20 (1))	198
Self-employed (Residence Act, Section 21 (1), (2) and (2a))	16
Freelancing (Residence Act, Section 21 (5))	39
Other residence permits for the purpose of gainful employment	48
<b>Residence titles on humanitarian grounds in total</b>	<b>151</b>
<b>Residence titles for family reasons in total</b>	<b>695</b>
<b>Special residence rights</b>	<b>93</b>
<b>Total</b>	<b>11,955</b>

Source: Central Register of Foreigners

### 4.4 Change of Status from Education or Employment to Other Residence Titles

Persons who hold a title for training or employment can switch to a different right of residence, if they are entitled to do so and this holds out the prospect of legal benefits for them or their family members, for example. A particularly common change to date here is from a temporary title for employment purposes to a residence title issued on family-related grounds or a settlement permit pursuant to Section 9 or 9a of the Residence Act.

In 2019, a total of 2,834 third country nationals switched from a temporary residence title for the purposes of gainful employment pursuant to Sections 18 - 21 of the Residence Act to a permanent settlement permit pursuant to Section 9 of the Residence Act or to an EU long-term residence permit pursuant to Section 9a of the Residence Act (see

<sup>27</sup> Detailed information on the issuance of EU Blue Cards and their holders can be found at: <https://www.bamf.de/DE/Themen/Statistik/BlauKarteEU/blauekarteeu-node.html>.

**Table 17: Change from a temporary residence permit according to Sections 18 - 21 of the Residence Act (gainful employment) to an settlement permit according to Sections 9 and 9a of the Residence Act in 2019**

Prior right of residence	Current right of residence		Total
	Residence Act, Section 9	Residence Act, Section 9a	
Employment without qualification requirements (Residence Act, Section 18 (3))	213	25	238
Qualified employment (Residence Act, Section 18 (4))	1,725	432	2,157
EU Blue Card (Residence Act, Section 19a in conjunction with Section 2 Employment Ordinance)	67	162	229
Self-employed (Residence Act, Section 21 (1), (2) and (2a))	35	10	45
Freelancing (Residence Act, Section 21 (5))	64	46	110
Other residence permits for the purpose of gainful employment	43	12	55
<b>Total</b>	<b>2,147</b>	<b>687</b>	<b>2,834</b>

Source: Central Register of Foreigners

Table 17).<sup>28</sup> 76.1% of these changes took place from a residence permit for qualified employment pursuant to Section

18 (4) of the Residence Act (2,157 persons). Substantially fewer persons switched from titles for employment without qualification requirements (pursuant to Section 18 (3) of the Residence Act) or EU Blue Cards, at 8.4% and 8.1% respectively (238 and 229 persons respectively).

<sup>28</sup> As periods of residence relating to an educational measure only count by half towards the qualifying period for issuance of a settlement permit pursuant to Section 9 of the Residence Act and compulsory contributions to the statutory health insurance scheme additionally constitute a precondition for the issuance, only switches from titles relating to employment are shown in Table 17.

Changes of status to residence titles issued on family-related grounds (Sections 28 - 36a of the Residence

**Table 18: Change from a residence permit according to sections 16 - 21 of the Residence Act (training and gainful employment) to a right of residence for family reasons in 2019**

Current right of residence	Change from											Total
	Study, preparation for studies (Residence Act, Section 16 (1) and (6))	Job seeking after completed studies (Residence Act, Section 16 (5))	School-based and in-company vocational training (Residence Act, Sections 16b (1), 17 (1))	Other residence titles for educational or training purposes	Employment without qualification requirements (Residence Act, Section 18 (3))	Qualified employment (Residence Act, Section 18 (4))	EU Blue Card (Residence Act, Section 19a in conjunction with Section 2 Employment Ordinance)	Researchers (Residence Act, Section 20 (1))	Self-employed (Residence Act, Section 21 (1), (2) and (2a))	Freelancing (Residence Act, Section 21 (5))	Other residence permits for the purpose of gainful employment	
Subsequent immigration of spouses to join Germans (Residence Act, Section 28 (1), sentence 1, no. 1)	1,448	233	665	35	390	474	55	15	13	114	38	3,480
Subsequent immigration of a parent to join Germans (Residence Act, Section 28 (1), Sentence 1, No. 3)	270	17	102	3	91	176	24	3	11	32	8	737
Subsequent immigration of spouses with an EU Blue Card (Residence Act, Section 30 (1), sentence 1, no. 3g)	217	45	34	16	11	90	47	8	2	4	9	483
Subsequent immigration of spouses to join another foreign person (Residence Act, Section 30 without Section 30 (1), sentence 1, no. 3g)	471	77	167	18	197	208	36	14	12	27	11	1,238
Other family-related residence permits	41	4	36	1	8	30	4	-	40	4	8	176
Family members of EU/EEA nationals (residence card/long-term residence card)	292	31	96	15	177	211	32	7	6	32	8	907
<b>Total</b>	<b>2,739</b>	<b>407</b>	<b>1,100</b>	<b>88</b>	<b>874</b>	<b>1,189</b>	<b>198</b>	<b>47</b>	<b>84</b>	<b>213</b>	<b>82</b>	<b>7,021</b>

Source: Central Register of Foreigners





Act) and (long-term) residence cards for family members of EU/EEA nationals took place more frequently than switches to settlement permits pursuant to Sections 9 and 9a of the Residence Act (see Table 18).

In 2019 a total of 7,021 third country nationals were registered who undertook such a change from a temporary residence title pursuant to Sections 16 – 21 of the Residence Act (training or employment). Just under two thirds of this total (4,334 persons or 61.7%) had previously held a residence title for educational or training purposes, whereby the majority of these titles applied to studies or preparation for studies pursuant to Section 16 (1) or (6) of the Residence Act (2,739 persons). 38.3% changed from a temporary title to a title relating to employment (2,687 persons), whereby prior to the change the vast majority of these persons had previously held a title for qualified employment pursuant to Section 18 (4) of the Residence Act (1,189 persons) or for unqualified employment pursuant to Section 18 (3) of the Residence Act (874 persons).

In the context of a change of status to a right of residence based on family-related grounds, a total of 5,201 persons or 74.1% received a new title as the spouse of a German (pursuant to Section 28 (1), sentence 1, no. 1 of the Residence Act) or of a foreigner entitled to reside in Germany (pursuant to Section 30 of the Residence Act). In contrast, (long-term) residence cards for family members of EU/EEA nationals were issued to only 12.9% of persons changing status in this area (907 persons).



## 5. Third Country Nationals Resident in Germany in the Context of Educational and Labour Migration

The number of third country nationals who were resident in Germany with a residence title for the purposes of education, training or employment at the end of the reporting period, i.e. on 31 December 2019, is examined below. The skilled workers currently resident in Germany and resident holders of a title for employment which does not require any qualifications are considered in greater detail.

In contrast to the previous chapters, in which the numbers of titles issued in 2019 (flow numbers) were presented, this section is thus concerned with the numbers of persons resident in Germany at the end of this reporting period.

### 5.1 Educational Migration

As per 31 December 2019, a total of 232,460 third country nationals were registered in the CRF as resident in Germany on this date with a residence title for educational or training

purposes (Sections 16 - 17b of the Residence Act) (see Table 19). This represents a rise of 12,322 persons or 5.6% compared to 31 December 2018.

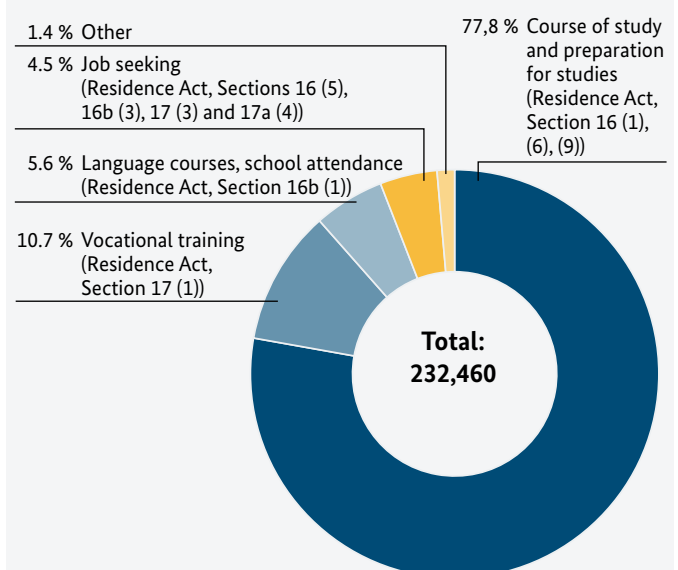
Residence titles for a course of study or preparation for the same (pursuant to Section 16 (1), (6) and (9) of the Residence Act) represented the most common basis for residence in Germany by third country nationals for educational or training purposes, with 180,873 persons resident in Germany (77.8%) holding such titles. For the remaining persons resident in the context of educational migration, the titles were essentially spread over vocational training pursuant to Section 17 (1) of the Residence Act (24,831 persons or 10.7%), language courses or school attendance pursuant to Section 16b (1) of the Residence Act (13,013 persons or 5.6%) and job seeking after completing a course of studies pursuant to Section 16 (5) of the Residence Act (10,208 persons or 4.4%). These relative shares roughly correspond to those which were presented in Chapter 3.2 with regard to persons issued a residence title in the context of educational migration in 2019.

**Table 19: Third country nationals resident in Germany on 31 December 2019 with a residence title for educational or training purposes, by individual residence titles**

Residence titles	Number
Course of study, preparation for studies (Residence Act, Section 16 (1), (6), (9))	180,873
Job seeking after completed studies (Residence Act, Section 16 (5))	10,208
Application for course of study (Residence Act, Section 16 (7))	432
Language courses, school attendance (Residence Act, Section 16b (1))	13,013
Vocational training (Residence Act, Section 17 (1))	24,831
Job seeking after vocational training (Residence Act, Sections 16b (3) and 17 (3))	226
Recognition measures for foreign professional qualification (Residence Act, Section 17a (1), (5))	2,557
Job seeking after recognition of foreign professional qualification (Residence Act, Section 17a (4))	95
EU study-related internship (Residence Act, Section 17b (1))	225
<b>Total</b>	<b>232,460</b>

Source: Central Register of Foreigners

**Figure 7: Third country nationals resident in Germany on 31 December 2019 with a residence title for educational or training purposes, by type of residence title**



Source: Central Register of Foreigners

China is the most important country of origin in this area, accounting for almost one fifth of educational migrants from third countries who are resident in Germany (18.4%), followed by India (9.1%) and the USA (4.2%) (see Table 20). This means that China and USA account for the same shares as apply to persons issued with a residence title for educational or training purposes in 2019 (see Table 5). In contrast, India shows a slightly lower level for persons resident in Germany.

**Table 20: Third country nationals resident in Germany on 31 December 2019 with a residence title for educational or training purposes, by most common nationalities**

Rank	Nationality	Number	Share
1	China	42,699	18.4%
2	India	21,135	9.1%
3	USA	9,879	4.2%
4	Vietnam	8,688	3.7%
5	Republic of Korea	8,655	3.7%
6	Russian Federation	7,577	3.3%
7	Iran	7,199	3.1%
8	Turkey	7,036	3.0%
9	Brazil	6,339	2.7%
10	Ukraine	6,224	2.7%
	Other third country nationals	107,029	46.0%
<b>Total</b>		<b>232,460</b>	<b>100.0%</b>

Source: Central Register of Foreigners

The age structure also reveals only minor differences to the assessment of persons issued titles in the reporting period (cf. Figure 2). As would be expected, resident educational migrants are slightly older than persons who were only issued with their titles in 2019. Persons aged under 26 make up just under half of the total here (48.9%), while this age group accounted for a slightly greater share with regard to titles issued (54.3%).

The gender ratio shows a female share very similar to that which applies to people issued with a title in the reporting period (44.9%), at 55.1% men to 44.8% women<sup>29</sup>.

## 5.2 Labour Migration

As per 31 December 2019, a total of 316,454 third country nationals were registered in the CRF as resident in Germany on this date with a residence title for employment purposes

(Sections 18 - 21 of the Residence Act) (see Table 21). This represents a rise of 50,349 persons or 18.9% compared to 31 December 2018.

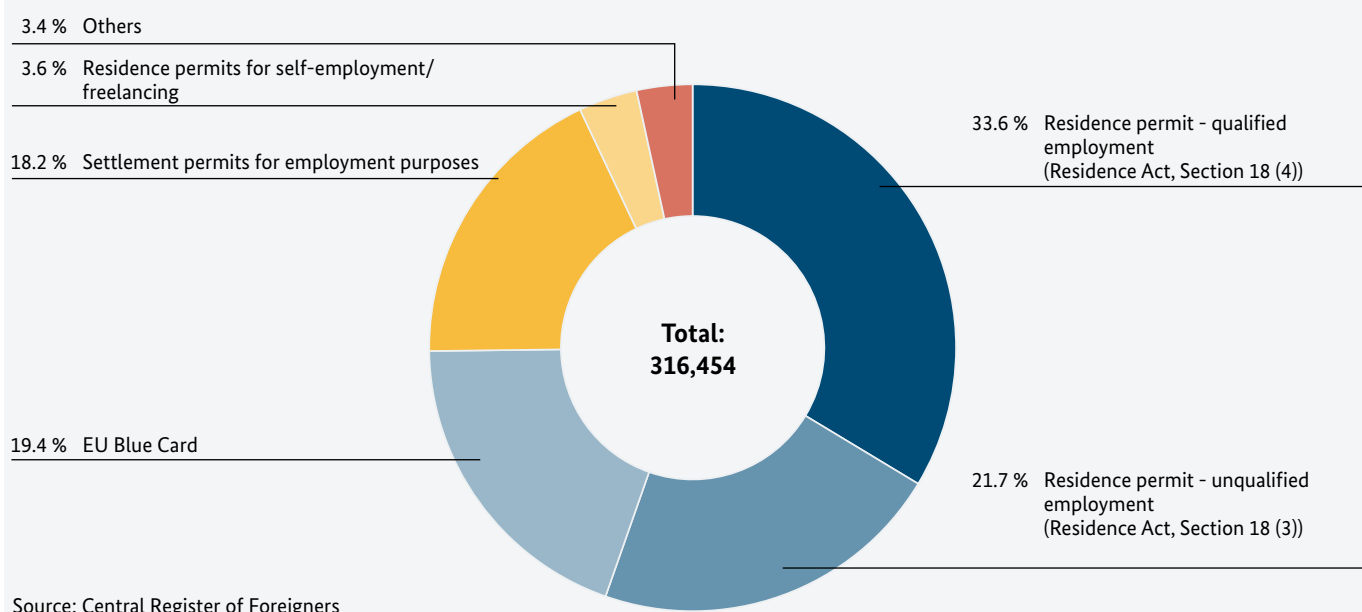
106,445 resident persons with a residence permit for qualified employment pursuant to Section 18 (4) of the Residence Act accounted for the largest share (33.6%) of all labour migrants from third countries who were resident in Germany at the end of December 2019 (see Figure 8). Third country nationals with a residence permit for employment without qualification requirements (pursuant to Section 18 (3) of the Residence Act) constituted the second-largest group, comprising 68,757 persons or 21.7%, while 61,506 persons or 19.4% held an EU Blue Card (see Chapters 5.2.1 and 5.2.2 below for further details).

**Table 21: Third country nationals resident in Germany on 31 December 2019 with a residence title for the purpose of gainful employment, by residence titles**

Residence titles	Number
<b>Residence permits</b>	<b>258,949</b>
Employment without qualification requirements (Residence Act, Section 18 (3))	68,757
Qualified employment (Residence Act, Section 18 (4))	106,445
Qualified foreigners whose deportation has been suspended (Residence Act, Section 18a)	1,277
Job seeking for qualified employees (Residence Act, Section 18c)	485
EU Blue Card (Residence Act, Section 19a in conjunction with Employment Ordinance, Section 2)	61,506
(Mobile) ICT Card (Residence Act, Sections 19b and 19d)	1,919
(Mobile) researchers (Residence Act, Sections 20 (1), (8) and 20b (1))	4,330
Job seeking after research activity (Residence Act, Section 20 (7))	58
Self-employed (Residence Act, Section 21 (1), (2), (2a))	3,578
Freelancing (Residence Act, Section 21 (5))	7,846
Other residence permits for the purpose of gainful employment (Residence Act, Sections 18, 18 (4a) and 18d (1))	2,748
<b>Settlement permits</b>	<b>57,505</b>
Graduates from German universities (Residence Act, Section 18b)	15,609
Highly qualified persons (Residence Act, Section 19 (1), (2))	2,409
Former holders of an EU Blue Card (Residence Act, Section 19a (6))	37,292
3 years of self-employment (Residence Act, Section 21 (4))	2,195
<b>Total</b>	<b>316,454</b>

Source: Central Register of Foreigners

<sup>29</sup> The gender of 185 persons was not documented in the CRF.

**Figure 8: Third country nationals resident in Germany on 31 December 2019 with a residence title for the purpose of gainful employment, by type of residence title**

A total of 57,505 persons, or 18.2% of all labour migrants resident in Germany, held a settlement permit for the purposes of gainful employment (pursuant to Sections 18b, 19, 19a (6) or 21 (4) of the Residence Act), whereby former holders of an EU Blue Card (pursuant to Section 19a (6) of the Residence Act) represent the largest group here, totalling 37,292 persons, followed by graduates of German higher-education establishments (pursuant to Section 18b of the Residence Act), who totalled 15,609 persons.

These relative shares relating to the key titles correspond to those which were presented in Chapter 3 with regard to persons issued a residence title in 2019. The residence permit for employment which does not require qualifications, pursuant to Section 18 (3) of the Residence Act, plays a markedly less significant role for persons resident in Germany.

More than one quarter (28.2%) of all persons resident in the context of labour migration originate from India, China or Bosnia and Herzegovina (see Table 22). A comparison with the nationalities of all persons issued with a residence permit for the purpose of labour migration in the reporting period as presented in Chapter 3.3 (see Table 7) shows that the figures for the numbers of persons resident is slightly lower for the Western Balkan countries, while the Russian Federation, the USA, India and China show higher shares.

The age of the resident labour migrants does not differ substantially from that of the persons issued a residence permit for the purposes of gainful employment in 2019, although this chapter also includes persons with settlement permits.

**Table 22: Third country nationals resident in Germany on 31 December 2019 with a residence title for the purpose of gainful employment, by most common nationalities**

Rank	Nationality	Number	Share
1	India	37,893	12.0%
2	Bosnia and Herzegovina	25,912	8.2%
3	China	25,463	8.0%
4	USA	19,759	6.2%
5	Serbia	17,781	5.6%
6	Kosovo	16,867	5.3%
7	Russian Federation	14,945	4.7%
8	North Macedonia	12,564	4.0%
9	Albania	11,170	3.5%
10	Turkey	11,117	3.5%
	Other third country nationals	122,983	38.9%
<b>Total</b>		<b>316,454</b>	<b>100.0%</b>

Source: Central Register of Foreigners

The share of over 35 year-olds is slightly higher, at 35.8% (as compared to 31.6%). This slight difference may be attributable in part to the substantial share of extensions and changes of status within the titles issued for the purposes of gainful employment.

With a share of 68.4% men to 31.5% women, the gender ratio is also similar to the female share of 30.9% among persons issued a residence permit in the reporting period.<sup>30</sup>

<sup>30</sup> The gender of 266 persons was not documented in the CRF.

### 5.2.1 Skilled Labour

Persons corresponding to the definition of skilled workers<sup>31</sup> as employed above in Chapter 3 who were resident in Germany on the reference date of 31 December 2019 with a temporary or permanent residence title for the purposes of gainful employment totalled 244,406. This corresponds to a share of 77.2% of all labour migrants resident on this date and represents an increase of 36,061 persons or 17.3% in comparison to the end of 2018.

In the ranking of most common nationalities, the significance of the Western Balkan countries is diminished in comparison to the sum total of all persons resident in the context of labour migration (cf. Table 22 and 23). In contrast, India and China in particular show higher shares, as do Turkey and Iran, for example.

The Western Balkan countries also show lower shares in comparison to skilled workers who entered Germany in 2019 and received a residence permit in the same year (see Table 9), whereby the significance of India is also comparatively lower here. In contrast, apart from substantially larger shares in some instances for China, the Russian Federation and Ukraine, the rankings also include a larger number of countries from outside the ten most common countries of origin in each case (38.4% as compared to 31.0%).

The age breakdown for resident skilled workers shows a slightly lower share of very young persons in comparison both to all resident labour migrants and to newly arrived skilled workers who were issued with a title in 2019. While under 26 year-olds make up only just over half of the respective shares in the two reference groups (5.5%), the share of 26 to 35 year-olds increases to a similar extent (58.3%). All other age groups show relatively similar figures.

With a share of 68.1% male to 31.8% female skilled workers, the gender ratio is also very similar to the figure for resident persons in the context of labour migration as a whole (31.5%).<sup>32</sup> The share of women is slightly higher (25.5%) than among the newly arrived skilled workers.

A look specifically at the group of 61,506 highly qualified persons who were resident in Germany with an EU Blue Card on the reference date reveals slight differences compared to the total population of skilled workers resident in Germany.

31 Persons holding temporary and permanent residence titles in connection with existing (highly) qualified employment, self-employment or freelancing and EU Blue Cards. Excluding persons with titles for job seeking and for employment without qualification requirements or other forms of employment.

32 The gender of 185 persons was not documented in the CRF.

**Table 23: Third country nationals resident in Germany on 31 December 2019 with a residence title for the purpose of gainful employment as skilled workers, by most common nationalities**

Rank	Nationality	Number	Share
1	India	36,990	15.1%
2	China	24,556	10.0%
3	USA	15,439	6.3%
4	Bosnia and Herzegovina	14,789	6.1%
5	Russian Federation	13,930	5.7%
6	Serbia	11,424	4.7%
7	Turkey	10,227	4.2%
8	Ukraine	9,333	3.8%
9	Japan	7,806	3.2%
10	Iran	6,124	2.5%
	Other third country nationals	93,788	38.4%
<b>Total</b>		<b>244,406</b>	<b>100.0%</b>

Source: Central Register of Foreigners

The main countries of origin of EU Blue Card holders are India, China and the Russian Federation (see Table 24). India particularly shows a markedly higher share in comparison to the previously presented group of skilled workers (28.0% as compared to 15.1%). In contrast, China, the USA and the Western Balkan countries show lower shares.

**Table 24: Third country nationals resident in Germany on 31 December 2019 with an EU Blue Card, by most common nationalities**

Rank	Nationality	Number	Share
1	India	17,230	28.0%
2	China	4,558	7.4%
3	Russian Federation	3,877	6.3%
4	Turkey	3,325	5.4%
5	USA	2,462	4.0%
6	Brazil	2,331	3.8%
7	Ukraine	2,283	3.7%
8	Iran	2,119	3.4%
9	Egypt	1,995	3.2%
10	Pakistan	1,459	2.4%
	Other third country nationals	19,867	32.3%
<b>Total</b>		<b>61,506</b>	<b>100.0%</b>

Source: Central Register of Foreigners

With regard to the age structure, resident holders of an EU Blue Card also show a strong focus on the group of 26 to 35 year-olds (70.3%), while the share of women (25.7%) is slightly lower than for the total population of all resident skilled workers.

### 5.2.2 Employment without Qualification Requirements

While the persons presented in Chapter 5.2.1 may be assumed to possess occupational qualifications, no vocational qualifications are required - at least with regard to their current employment - for the 68,757 persons who were resident in Germany pursuant to Section 18 (3) of the Residence Act at the end of December 2019. However, this does not rule out the possibility that the persons concerned may nevertheless possess occupational qualifications.

As is evident from the newly arrived persons in Chapter 3.3.2, nationals of the Western Balkan countries made up a major share of this group (see Table 25). While Albania and North Macedonia show slightly lower shares for resident persons compared to the figures for persons who entered Germany and were issued with a residence title in 2019, higher shares are to be observed for Serbia, Kosovo and Bosnia and Herzegovina.

The age breakdown shows a marked difference to the skilled workers resident in Germany. As was to be observed for new arrivals who received a title in 2019, the third country nationals with a residence permit for employment which does not require vocational qualifications make up a substantially younger target group. While only 5.5% of the skilled workers resident in Germany were aged 25 or under, this group makes up almost over one quarter (26.2%) of the persons with a residence permit pursuant to Section 18 (3) of the Residence Act.

With a share of 69.7% male to 30.1% female, the gender ratio is similar to that for labour migration as a whole and for resident skilled workers.<sup>33</sup>

**Table 25: Third country nationals resident in Germany on 31 December 2019 with a residence title for the purpose of gainful employment without qualification requirements, by most common nationalities**

Rank	Nationality	Number	Share
1	Kosovo	11,906	17.3%
2	Bosnia and Herzegovina	11,040	16.1%
3	North Macedonia	8,469	12.3%
4	Serbia	6,332	9.2%
5	Albania	6,118	8.9%
6	USA	3,720	5.4%
7	Australia	1,388	2.0%
8	Japan	1,275	1.9%
9	Montenegro	1,247	1.8%
10	Indonesia	1,200	1.7%
	Other third country nationals	16,062	23.4%
<b>Total</b>		<b>68,757</b>	<b>100.0%</b>

Source: Central Register of Foreigners

<sup>33</sup> The gender of 78 persons was not documented in the CRF.

## 6. Third Country Nationals on the German Labour Market

The focus of the Migration Monitoring is on presenting the group of persons whose residence in Germany is clearly identifiable as being based on educational or labour migration by reference to the CRF. Consequently, the presentation of labour migration in Chapter 5 focused solely on third country nationals who are resident in Germany specifically in connection with employment. As described in the introduction, however, numerous other residence titles also entitle the holder to take up employment in Germany (e.g. titles issued on family-related or humanitarian grounds). In addition, third country nationals who have entered Germany as family members of EU citizens and consequently do not possess a (long-term) residence card are generally also permitted to pursue work. It is not possible on the basis of CRF data to identify the proportion of members of these groups who are actually active on the German labour market, as actual employment is not registered in the CRF.

Consequently, the general situation regarding third country nationals on the German labour market is outlined below on the basis of statistics from the Federal Employment Agency (Federal Employment Agency 2020). Table 26 shows the number of third country nationals in employment and subject to social insurance contributions in Germany as per September 2019.<sup>34</sup> A comparison of the figures from the Federal Employment Agency with those from Chapter 5.2 shows that the number of all third country nationals in employment in Germany is many times higher than the number of labour migrants resident in the country. Although the latter totals only 316,454 persons even when self-employed persons and freelancers are included, the total population of third country nationals in employment and subject to social insurance contributions in Germany is more than six times higher, at 1,987,406. This represents an increase of 9.8% (+177,567 persons) compared to the corresponding month in the previous year and a rate of increase only half as high as that which applies to the number of resident labour migrants.

The main countries of origin reveal both similarities and differences to the analyses based on Table 22. The two most common nationalities among all third country nationals employed on the German labour market are Turkish and

Syrian. Turkey clearly leads the countries of origin, with a share of 27.3%. Syria follows up in second place with 6.5%. While many Turkish nationals – due above all to the recruitment of foreign workers in the last century, who were subsequently joined by their families – have on average been resident in Germany for a long time or were even born here in the second or third generation, in all likelihood the Syrians in employment primarily comprise migrants who fled their native country as refugees in recent years. This is also indicated by the markedly different rates of increase. While the number of persons holding Turkish nationality who were in employment was largely stagnant (+0.3%), Syrian nationals show the highest increase among the ten main countries of origin, in both absolute and percentage terms (+30,920 persons or +31.4%). According to the CRF, there is a high instance of Turkish nationals resident on the basis of settlement permits pursuant to Section 9 of the Residence Act, for example, and titles issued on family-related grounds, notwithstanding the fact that a major share of this group may be assumed to be former labour migrants and their family members. In contrast, Syrian nationals are for the most part holders of residence titles issued on humanitarian or family-related grounds.

At 17.9%, the eight most important countries of origin for asylum applicants also account for a markedly larger share of the total population of employed persons compared to persons resident in the context of labour migration (4.8%).

Similarly to the area of labour migration, in terms of employment as a whole the Western Balkan countries – and Bosnia and Herzegovina, Serbia and Kosovo in particular – are among the most important countries of origin (with a collective share of 17.7%). The Russian Federation claims a similarly high share as an individual country, at 4.4%. India and China, which together account for a share of 20.0% in the area of labour migration, rank only eighth and twelfth respectively in the analysis of the labour market as a whole, jointly representing a share of 5.1% of all employed persons.

Labour migration thus constitutes a part of German migration activity whose significance has increased substantially in recent years and which shows high rates of growth. As yet, the number of labour migrants remains at a low level in comparison to other types of immigration, such as forced migration or family reunification. This is duly reflected in

<sup>34</sup> As the data are subject to a waiting period of six months, the figures as per the end of 2019 cannot be used in this report.



**Table 26: Third country nationals with employment subject to social security contributions in Germany (30.09.2019), by nationality**

Nationality	Employees subject to social security contributions		Difference to same month of the previous year	
	Number	Share	Absolute	Percentage
<b>Total third country nationals <sup>1</sup></b>	<b>1,987,406</b>	<b>100.0%</b>	<b>177,567</b>	<b>9.8%</b>
<b>Main asylum countries<sup>2</sup></b>	<b>356,735</b>	<b>17.9%</b>	<b>70,499</b>	<b>24.6%</b>
<b>Western Balkans<sup>3</sup></b>	<b>351,586</b>	<b>17.7%</b>	<b>37,671</b>	<b>12.0%</b>
<b>Top 10 nationalities</b>				
Turkey	543,521	27.3%	1,560	0.3%
Syria	129,491	6.5%	30,920	31.4%
Bosnia and Herzegovina	92,697	4.7%	8,911	10.6%
Russian Federation	87,733	4.4%	5,101	6.2%
Serbia	85,420	4.3%	6,049	7.6%
Kosovo	82,145	4.1%	9,202	12.6%
Afghanistan	64,808	3.3%	11,697	22.0%
India	59,797	3.0%	11,763	24.5%
Ukraine	48,373	2.4%	3,576	8.0%
Iraq	45,100	2.3%	7,338	19.4%
Other third country nationals	748,321	37.7%	81,450	12.2%

1 Foreign nationalities without countries of the EU, Iceland, Liechtenstein, Norway and Switzerland.

2 Afghanistan, Eritrea, Iraq, Iran, Nigeria, Pakistan, Somalia and Syria.

3 Albania, Bosnia and Herzegovina, Kosovo, North Macedonia, Montenegro and Serbia.

Source: Federal Employment Agency

the employment figures. It remains to be seen how the Skilled Labour Immigration Act may affect these relative shares. Initial effects will be presentable beginning with the 2020 Annual Report.



# References

**Federal Employment Agency** (2020): Beschäftigte nach Staatsangehörigkeiten (Quartalszahlen). Deutschland, Länder und Kreise. 30. September 2019, Nuremberg: Federal Employment Agency.

**Federal Ministry of the Interior, Building and Community** (2018): Entwurf eines Fachkräfteeinwanderungsgesetzes, Online: [https://www.bmi.bund.de/SharedDocs/gesetzgebungsverfahren/DE/Downloads/kabinettsfassung/fachraefteeinwanderungsgesetz-kabinettsfassung.pdf?\\_\\_blob=publicationFile&v=7](https://www.bmi.bund.de/SharedDocs/gesetzgebungsverfahren/DE/Downloads/kabinettsfassung/fachraefteeinwanderungsgesetz-kabinettsfassung.pdf?__blob=publicationFile&v=7) (31/3/2020).

**Federal Government** (2020): Mehr Fachkräfte für Deutschland. Online: <https://www.bundesregierung.de/breg-de/aktuelles/fachkraeteeinwanderungsgesetz-1563122> (3/4/2020).

**European Migration Network/Federal Office for Migration and Refugees** (2020): Migration, Integration, Asyl. Politische Entwicklungen in Deutschland 2019. Jährlicher Bericht der deutschen nationalen Kontaktstelle für das Europäische Migrationsnetzwerk (EMN), Nuremberg: Federal Office for Migration and Refugees (to be published).

**Graf, Johannes** (2020): Freedom of Movement Monitoring: Migration of EU Nationals to Germany. Annual Report 2019. Reports on Migration and Integration. Series 2, Nuremberg: Research Centre for Migration, Integration and Asylum of the Federal Office for Migration and Refugees.

**Graf, Johannes/Heß, Barbara** (2020): Ausländische nicht akademische Fachkräfte auf dem deutschen Arbeitsmarkt. Eine Bestandsaufnahme vor dem Inkrafttreten des Fachkräfteeinwanderungsgesetzes. Forschungsbericht 35, Nuremberg: Research Centre for Migration, Integration and Asylum of the Federal Office for Migration and Refugees.

**The Expert Council of German Foundations on Integration and Migration** (2017): Neuordnung der Einwanderungspolitik. Ein Einwanderungsgesetzbuch für Deutschland. Positionspapier, Berlin: The Expert Council of German Foundations on Integration and Migration.





# Annex:

## Issuance of Residence Titles by Federal States

- Third country nationals issued a residence permit in 2019
  - Total number of persons
  - Persons who entered Germany in 2019
  - Persons who entered Germany before 2019
  
- Third country nationals issued a settlement permit in 2019
  - Total number of persons
  - Persons who entered Germany in 2019
  - Persons who entered Germany before 2019

**Third country nationals issued a residence permit in 2019**  
**Total number of persons**

	Course of study, preparation for studies (Residence Act, Section 16 (1), (6), (9))	Job seeking after completed studies (Residence Act, Section 16 (5))	Application for course of study (Residence Act, Section 16 (7))	Language courses, school attendance (Residence Act, Section 16b (1))	Vocational training (Residence Act, Section 17 (1))	Job seeking after vocational training (Residence Act, Sections 16b (3) and 17 (3))	Recognition measures for foreign professional qualification (Residence Act, Section 17a (1), (5))	Job seeking after recognition of foreign pro-fessional qualification (Residence Act, Section 17a (4))	EU study-related internship (Residence Act, Section 17b (1))	Education and Training (Residence Act, Section 18 (3))	Employment without qualification requirements (Residence Act, Section 18 (4))	Qualified employment (Residence Act, Section 18a)	Qualified foreigners whose deportation has been suspended (Residence Act, Section 18c)	Job seeking for qualified skilled workers (Residence Act, Section 19a in conj. with Section 2 of the Employment Ordinance)	(Mobile) ICT Card (Residence Act, Sections 19b and 19d)	(Mobile) researchers (Residence Act, Sections 20 (1) and 20b (1))	Job seeking after research activity (Residence Act, Section 20 (7))	Self-employment (Residence Act, Section 21 (1), (2), (2a))	Freelancing (Residence Act, Section 21 (5))	Other residence permits for the purpose of gainful employment	Gainful employment	International law, humanitarian or political reasons	Family reasons	Special residence rights	Total	
Baden- Württemberg	14,230	1,097	20	1,050	3,214	17	265	13	49	19,955	12,271	11,044	214	49	5,073	222	799	10	145	276	73	30,176	56,082	63,495	5,518	175,226
Bavaria	13,537	914	28	1,113	2,432	15	207	7	76	18,329	10,054	11,511	232	41	6,635	447	200	2	234	142	83	29,581	57,765	55,926	5,519	167,120
Berlin	12,941	1,650	24	943	945	37	100	4	8	16,652	2,242	6,494	29	91	4,585	97	743	29	286	2,490	13	17,099	25,425	34,399	2,750	96,325
Brandenburg	2,016	85	13	230	177	3	34	-	10	2,568	515	673	5	1	244	9	126	1	35	22	12	1,643	12,079	5,103	191	21,584
Bremen	2,464	236	6	50	92	2	14	1	3	2,868	245	620	4	3	282	2	13	-	47	11	3	1,230	10,797	6,219	188	21,302
Hamburg	3,515	248	11	343	402	20	38	-	12	4,589	952	2,271	40	7	1,508	103	88	1	103	99	6	5,178	18,580	14,976	665	43,988
Hesse	9,934	595	25	495	803	15	125	6	18	12,016	4,909	7,776	37	26	3,214	498	156	3	176	85	22	16,902	41,485	42,333	3,211	115,947
Lower Saxony	9,444	353	24	590	1,253	6	373	8	15	12,066	2,431	3,132	121	18	1,732	92	103	2	72	64	21	7,788	58,596	31,102	1,532	111,084
Mecklenburg- Western Pomerania	1,130	59	4	110	241	-	24	1	1	1,570	182	318	16	1	224	-	14	-	2	3	4	764	7,362	2,427	119	12,242
North Rhine- Westphalia	24,978	1,148	80	1,138	1,788	29	338	19	29	29,547	7,112	9,927	224	36	4,944	394	368	3	316	264	76	23,664	138,697	100,747	4,805	297,460
Rhineland- Palatinate	4,428	160	9	277	504	4	94	4	6	5,486	2,316	2,034	38	9	850	36	50	1	112	38	11	5,495	27,832	18,427	1,333	58,573
Saarland	1,008	25	1	39	121	-	3	-	1	1,198	227	378	1	4	151	2	15	-	17	10	2	807	11,261	4,728	185	18,179
Saxony	6,822	311	12	277	561	4	120	4	9	8,120	756	1,132	12	11	929	8	540	12	23	70	7	3,500	17,200	8,277	354	37,451
Saxony-Anhalt	3,695	162	6	94	298	1	23	-	6	4,285	333	566	10	-	267	10	42	-	19	12	4	1,263	13,790	4,164	141	23,643
Schleswig- Holstein	1,885	78	5	130	272	3	112	1	4	2,490	778	982	53	6	343	9	33	-	29	20	16	2,269	21,937	10,413	565	37,674
Thuringia	3,425	196	4	91	321	1	6	-	3	4,047	320	733	11	4	239	4	63	4	12	19	2	1,411	11,935	4,915	157	22,465
Total	115,452	7,317	272	6,970	13,424	157	1,876	68	250	145,786	45,643	59,591	1,047	307	31,220	1,933	3,353	68	1,628	3,625	355	148,770	530,823	407,651	27,233	1,260,263

Source: Central Register of Foreigners

**Third country nationals issued a residence permit in 2019**  
**Persons who entered Germany in 2019**

	Course of study, preparation for studies (Residence Act, Section 16 (1), (6), (9))	Job seeking after completed studies (Residence Act, Section 16 (5))	Application for course of study (Residence Act, Section 16 (7))	Language courses, school attendance (Residence Act, Section 16b (1))	Vocational training (Residence Act, Section 17 (1))	Job seeking after vocational training (Residence Act, Sections 16b (3) and 17 (3))	Recognition measures for foreign professional qualification (Residence Act, Section 17a (1), (5))	Job seeking after recognition of foreign pro-fes- sional qualification (Residence Act, Section 17a (4))	EU study-related internship (Residence Act, Section 17b (1))	Education and Training	Employment without qualification requirements (Residence Act, Section 18 (3))	Qualified employment (Residence Act, Section 18 (4))	Qualified foreigners whose deportation has been suspended (Residence Act, Section 18a)	Job seeking for qualified skilled workers (Residence Act, Section 18c)	EU Blue Card (Residence Act, Section 19a in conj. with Section 2 of the Employment Ordinance)	(Mobile) ICT Card (Residence Act, Sections 19b and 19d)	(Mobile) researchers (Residence Act, Sections 20 (1) and 20b (1))	Job seeking after research activity (Residence Act, Section 20 (7))	Self-employment (Residence Act, Section 21 (1), (2), (2a))	Freelancing (Residence Act, Section 21 (5))	Other residence permits for the purpose of gainful employment	Gainful employment	International law, humanitarian or political rea- sons	Family reasons	Special residence rights	Total
Baden- Württemberg	4,761	33	12	674	645	-	155	3	37	6,320	4,949	3,126	3	13	1,617	152	324	1	22	86	24	10,317	2,109	15,677	1,252	35,675
Bavaria	4,670	15	17	647	793	4	131	3	59	6,339	4,421	3,760	2	12	2,510	297	126	-	48	30	31	11,237	2,605	15,118	1,439	36,738
Berlin	5,432	37	19	588	434	1	54	1	8	6,574	1,291	1,407	-	71	2,074	65	241	-	41	576	6	5,772	1,608	8,276	1,187	23,417
Brandenburg	619	9	2	96	73	-	24	-	7	830	291	214	-	-	64	8	55	-	9	6	10	657	596	1,283	61	3,427
Bremen	1,083	8	4	32	30	-	6	1	3	1,167	106	176	-	1	97	2	12	-	17	3	1	415	263	1,549	54	3,448
Hamburg	837	3	3	109	90	1	29	-	9	1,081	351	545	1	3	655	82	53	1	26	17	2	1,736	861	3,064	100	6,842
Hesse	2,502	13	14	269	204	1	75	2	16	3,096	1,986	2,118	1	6	1,113	333	87	-	41	21	8	5,714	1,903	10,181	729	21,623
Lower Saxony	2,386	7	14	382	409	2	263	4	13	3,480	1,212	926	1	4	517	63	55	-	23	15	6	2,822	2,150	7,187	501	16,140
Mecklenburg- Western Pomerania	293	-	2	64	148	-	23	1	1	532	97	95	-	-	77	-	11	-	1	-	1	282	244	602	47	1,707
North Rhine- Westphalia	7,348	15	34	724	538	4	218	8	21	8,910	3,234	2,802	-	9	1,582	232	245	-	76	47	24	8,251	4,891	19,924	1,043	43,019
Rhineland- Palatinate	1,411	1	1	209	174	-	56	1	5	1,858	1,017	633	-	3	287	28	37	-	26	6	3	2,040	1,018	4,585	364	9,865
Saarland	299	1	1	26	47	-	1	-	1	376	103	98	-	1	33	2	11	-	7	2	1	258	550	1,016	63	2,263
Saxony	1,707	7	9	189	200	-	97	1	9	2,219	407	340	-	4	316	8	204	-	1	10	4	1,294	720	2,447	156	6,836
Saxony-Anhalt	1,336	2	5	70	161	-	17	-	5	1,596	154	168	-	-	85	10	28	-	5	4	2	456	696	1,228	71	4,047
Schleswig-Hol- stein	494	3	2	93	65	-	93	1	3	754	362	237	-	2	120	7	21	-	4	2	8	763	1,154	2,401	186	5,258
Thuringia	981	1	3	47	160	-	1	-	3	1,196	156	175	-	1	47	4	34	-	1	5	2	425	635	1,055	51	3,362
Total	36,159	155	142	4,219	4,171	13	1,243	26	200	46,328	20,137	16,820	8	130	11,194	1,293	1,544	2	348	830	133	52,439	22,003	95,593	7,304	223,667

Source: Central Register of Foreigners

**Third country nationals issued a residence permit in 2019  
Persons who entered Germany before 2019**

	Course of study, preparation for studies (Residence Act, Section 16 (1), (6), (9))	Job seeking after completed studies (Residence Act, Section 16 (5))	Application for course of study (Residence Act, Section 16 (7))	Language courses, school attendance (Residence Act, Section 16b (1))	Vocational training (Residence Act, Section 17 (1))	Job seeking after vocational training (Residence Act, Sections 16b (3) and 17 (3))	Recognition measures for foreign professional qualification (Residence Act, Section 17a (1), (5))	Job seeking after recognition of foreign pro-fes- sional qualification (Residence Act, Section 17a (4))	EU study-related internship (Residence Act, Section 17b (1))	Education and Training	Employment without qualification requirements (Residence Act, Section 18 (3))	Qualified employment (Residence Act, Section 18 (4))	Qualified foreigners whose deportation has been suspended (Residence Act, Section 18a)	Job seeking for qualified skilled workers (Residence Act, Section 18c)	EU Blue Card (Residence Act, Section 19a in conj. with Section 2 of the Employment Ordinance)	(Mobile) ICT Card (Residence Act, Sections 19b and 19d)	(Mobile) researchers (Residence Act, Sections 20 (1) and 20b (1))	Job seeking after research activity (Residence Act, Section 20 (7))	Self-employment (Residence Act, Section 21 (1), (2), (2a))	Freelancing (Residence Act, Section 21 (5))	Other residence permits for the purpose of gainful employment	Gainful employment	International law, humanitarian or political rea- sons	Family reasons	Special residence rights	Total
Baden- Württemberg	9,469	1,064	8	376	2,569	17	110	10	12	13,635	7,322	7,918	211	36	3,456	70	475	9	123	190	49	19,859	53,973	47,818	4,266	139,551
Bavaria	8,867	899	11	466	1,639	11	76	4	17	11,990	5,633	7,751	230	29	4,125	150	74	2	186	112	52	18,344	55,160	40,808	4,080	130,382
Berlin	7,509	1,613	5	355	511	36	46	3	-	10,078	951	5,087	29	20	2,511	32	502	29	245	1,914	7	11,327	23,817	26,123	1,563	72,908
Brandenburg	1,397	76	11	134	104	3	10	-	3	1,738	224	459	5	1	180	1	71	1	26	16	2	986	11,483	3,820	130	18,157
Bremen	1,381	228	2	18	62	2	8	-	-	1,701	139	444	4	2	185	-	1	-	30	8	2	815	10,534	4,670	134	17,854
Hamburg	2,678	245	8	234	312	19	9	-	3	3,508	601	1,726	39	4	853	21	35	-	77	82	4	3,442	17,719	11,912	565	37,146
Hesse	7,432	582	11	226	599	14	50	4	2	8,920	2,923	5,658	36	20	2,101	165	69	3	135	64	14	11,188	39,582	32,152	2,482	94,324
Lower Saxony	7,058	346	10	208	844	4	110	4	2	8,586	1,219	2,206	120	14	1,215	29	48	2	49	49	15	4,966	56,446	23,915	1,031	94,944
Mecklenburg- Western Pomerania	837	59	2	46	93	-	1	-	-	1,038	85	223	16	1	147	-	3	-	1	3	3	482	7,118	1,825	72	10,535
North Rhine- Westphalia	17,630	1,133	46	414	1,250	25	120	11	8	20,637	3,878	7,125	224	27	3,362	162	123	3	240	217	52	15,413	133,806	80,823	3,762	254,441
Rhineland- Palatinate	3,017	159	8	68	330	4	38	3	1	3,628	1,299	1,401	38	6	563	8	13	1	86	32	8	3,455	26,814	13,842	969	48,708
Saarland	709	24	-	13	74	-	2	-	-	822	124	280	1	3	118	-	4	-	10	8	1	549	10,711	3,712	122	15,916
Saxony	5,115	304	3	88	361	4	23	3	-	5,901	349	792	12	7	613	-	336	12	22	60	3	2,206	16,480	5,830	198	30,615
Saxony-Anhalt	2,359	160	1	24	137	1	6	-	1	2,689	179	398	10	-	182	-	14	-	14	8	2	807	13,094	2,936	70	19,596
Schleswig- Holstein	1,391	75	3	37	207	3	19	-	1	1,736	416	745	53	4	223	2	12	-	25	18	8	1,506	20,783	8,012	379	32,416
Thuringia	2,444	195	1	44	161	1	5	-	-	2,851	164	558	11	3	192	-	29	4	11	14	-	986	11,300	3,860	106	19,103
Total	79,293	7,162	130	2,751	9,253	144	633	42	50	99,458	25,506	42,771	1,039	177	20,026	640	1,809	66	1,280	2,795	222	96,331	508,820	312,058	19,929	1,036,596

Source: Central Register of Foreigners

## Third country nationals issued a settlement permit in 2019

## Total number of persons

	Graduates of German universities (Residence Act, Section 18b)	Highly qualified persons (Residence Act, Section 19 (1), (2))	Former holders of an EU Blue Card (Residence Act, Section 19a (6))	3 years of self-employment (Residence Act, Section 21 (4))	Gainful employment	International law, humanitarian or political reasons	Family reasons	General (Residence Act, Section 9)	Special residence rights	Total
Baden-Württemberg	475	28	2,200	22	2,725	3,411	6,883	2,812	3,119	16,138
Bavaria	727	27	2,661	30	3,445	2,782	10,292	5,781	6,557	23,076
Berlin	633	15	1,438	20	2,106	2,867	5,706	3,252	3,908	14,587
Brandenburg	65	1	130	9	205	325	787	265	291	1,608
Bremen	63	-	148	10	221	789	821	448	458	2,289
Hamburg	281	7	492	60	840	1,832	4,365	2,960	3,096	10,133
Hesse	513	17	1,167	39	1,736	2,484	4,329	1,864	2,030	10,579
Lower Saxony	211	7	891	22	1,131	3,457	5,914	2,368	2,442	12,944
Mecklenburg-Western Pomerania	15	-	58	-	73	202	234	42	45	554
North Rhine-Westphalia	818	59	2,151	129	3,157	9,578	20,224	12,158	12,540	45,499
Rhineland-Palatinate	88	6	404	51	549	1,665	3,912	1,878	1,969	8,095
Saarland	31	2	110	2	145	669	803	265	283	1,900
Saxony	158	13	296	8	475	412	1,014	241	310	2,211
Saxony-Anhalt	71	5	120	3	199	298	538	130	134	1,169
Schleswig-Holstein	62	4	163	18	247	1,303	2,034	1,070	1,101	4,685
Thuringia	72	3	241	2	318	344	539	236	256	1,457
<b>Total</b>	<b>4,283</b>	<b>194</b>	<b>12,670</b>	<b>425</b>	<b>17,572</b>	<b>32,418</b>	<b>68,395</b>	<b>35,770</b>	<b>38,539</b>	<b>156,924</b>

Source: Central Register of Foreigners

## Third country nationals issued a settlement permit in 2019

## Persons who entered Germany in 2019

	Graduates of German universities (Residence Act, Section 18b)	Highly qualified persons (Residence Act, Section 19 (1), (2))	Former holders of an EU Blue Card (Residence Act, Section 19a (6))	3 years of self-employment (Residence Act, Section 21 (4))	Gainful employment	Under international law or on humanitarian or political grounds	Family reasons	General (Residence Act, Section 9)	Special residence rights	Total
Baden-Württemberg	-	2	4	-	6	56	14	16	41	117
Bavaria	1	3	6	-	10	91	40	30	38	179
Berlin	2	1	2	-	5	66	32	38	39	142
Brandenburg	-	1	-	-	1	7	4	4	4	16
Bremen	1	-	1	-	2	9	7	4	4	22
Hamburg	-	-	2	-	2	29	27	22	23	81
Hesse	1	3	3	-	7	36	13	6	8	64
Lower Saxony	-	1	2	-	3	35	33	15	17	88
Mecklenburg-Western Pomerania	-	-	-	-	-	7	1	-	1	9
North Rhine-Westphalia	3	2	4	-	9	124	96	80	92	321
Rhineland-Palatinate	-	-	-	-	-	12	21	12	14	47
Saarland	-	-	-	-	-	7	5	4	4	16
Saxony	-	3	-	-	3	15	1	1	1	20
Saxony-Anhalt	-	2	-	-	2	2	2	1	1	7
Schleswig-Holstein	-	-	1	-	1	2	7	4	6	16
Thuringia	-	-	-	-	-	3	-	1	1	4
<b>Total</b>	<b>8</b>	<b>18</b>	<b>25</b>	<b>-</b>	<b>51</b>	<b>501</b>	<b>303</b>	<b>238</b>	<b>294</b>	<b>1,149</b>

Source: Central Register of Foreigners

## Third country nationals issued a settlement permit in 2019

## Persons who entered Germany before 2019

	Graduates of German universities (Residence Act, Section 18b)	Highly qualified persons (Residence Act, Section 19 (1), (2))	Former holders of an EU Blue Card (Residence Act, Section 19a (6))	3 years of self-employment (Residence Act, Section 21 (4))	Gainful employment	Under international law or on humanitarian or political grounds	Family reasons	General (Residence Act, Section 9)	Special residence rights	Total
Baden-Württemberg	475	26	2,196	22	2,719	3,355	6,869	2,796	3,078	16,021
Bavaria	726	24	2,655	30	3,435	2,691	10,252	5,751	6,519	22,897
Berlin	631	14	1,436	20	2,101	2,801	5,674	3,214	3,869	14,445
Brandenburg	65	-	130	9	204	318	783	261	287	1,592
Bremen	62	-	147	10	219	780	814	444	454	2,267
Hamburg	281	7	490	60	838	1,803	4,338	2,938	3,073	10,052
Hesse	512	14	1,164	39	1,729	2,448	4,316	1,858	2,022	10,515
Lower Saxony	211	6	889	22	1,128	3,422	5,881	2,353	2,425	12,856
Mecklenburg-Western Pomerania	15	-	58	-	73	195	233	42	44	545
North Rhine-Westphalia	815	57	2,147	129	3,148	9,454	20,128	12,078	12,448	45,178
Rhineland-Palatinate	88	6	404	51	549	1,653	3,891	1,866	1,955	8,048
Saarland	31	2	110	2	145	662	798	261	279	1,884
Saxony	158	10	296	8	472	397	1,013	240	309	2,191
Saxony-Anhalt	71	3	120	3	197	296	536	129	133	1,162
Schleswig-Holstein	62	4	162	18	246	1,301	2,027	1,066	1,095	4,669
Thuringia	72	3	241	2	318	341	539	235	255	1,453
<b>Total</b>	<b>4,275</b>	<b>176</b>	<b>12,645</b>	<b>425</b>	<b>17,521</b>	<b>31,917</b>	<b>68,092</b>	<b>35,532</b>	<b>38,245</b>	<b>155,775</b>

Source: Central Register of Foreigners



## ABOUT THE AUTHOR

Johannes Graf is a research associate at the Research Centre for Migration, Integration and Asylum at the Federal Office for Migration and Refugees (Division FIII - Migration and Integration: Monitoring and Series of Reports).

Contact:  
johannes.graf@bamf.bund.de

## IMPRINT

---

### **Publisher:**

Bundesamt für Migration und Flüchtlinge  
Forschungszentrum Migration, Integration und Asyl  
90461 Nürnberg

### **Date:**

06/2020

### **Layout:**

Bundesamt für Migration und Flüchtlinge

### **Download:**

Publikationsstelle Bundesamt für Migration und Flüchtlinge  
<https://www.bamf.de/DE/Themen/Forschung/Veroeffentlichungen/veroeffentlichungen-node.html>

### **Picture:**

Titel: iStock

### **Suggested Citation:**

Graf, Johannes (2020): Migration Monitoring: Educational and Labour Migration to Germany. Annual Report 2019. Reports on Migration and Integration. Series 2. Nuremberg: Research Centre for Migration, Integration and Asylum at the Federal Office for Migration and Refugees.

The reproduction and distribution for free of the complete text or parts of it are permitted for non-commercial purposes, provided that the source is quoted. Prior consent of the Federal Office is required for distribution of the complete text or parts of it via electronic systems or data carriers. All other rights reserved.

### **Visit us:**



[www.facebook.com/bamf.socialmedia](https://www.facebook.com/bamf.socialmedia)  
@BAMF\_Dialog